

坚朗[®] KIN LONG[®]

Construction Hardware Expert
建筑五金专家

U 槽门窗配件 典型产品目录

U groove Door & Window Hardware Typical
Product Catalogue



目录 Content

| | |
|---|-----|
| 坚朗 U 槽门窗五金件的特点 | 01 |
| Advantages of Kin Long U groove Door & Window Hardware | |
| 门窗五金件对 U 槽型材的要求 | 02 |
| Requirements upon the U groove for Kin Long Door&Window Hardware | |
| 新产品介绍 New Product Introduction | 04 |
| 一、内平开下悬窗系列 Turn-and-Tilt Window Series | 06 |
| 二、下悬内平开窗系列 Tilt-and-Turn Window series | 08 |
| 新产品介绍 New Product Introduction | 10 |
| 三、内平开窗系列 Open-in Side Hung Window Series..... | 12 |
| 四、假中挺对开窗系列 Double-leaf Window with False Mullion | 22 |
| 五、外平开窗系列 Open-out, Side Hung Window Series | 24 |
| 六、上悬窗系列 Top Hung Window Series..... | 26 |
| 新产品介绍 New Product Introduction | 28 |
| 七、推拉窗系列 Sliding Window Series..... | 30 |
| 八、推拉门系列 Sliding Door Series..... | 32 |
| 九、提升推拉门系列 Lifting and Sliding Door Series | 36 |
| 新产品介绍 New Product Introduction | 38 |
| 十、平开门系列 Side Hung Door Series..... | 40 |
| 十一、执手系列 Handle Series | 46 |
| 十二、合页系列 Pivot Hinge Series | 60 |
| 十三、推拉配件系列 Sliding Fitting Series..... | 78 |
| 十四、杆件系列 Connector Rod Series | 91 |
| 十五、转角器、拉杆、连杆系列 Corner Device, Connector Rod, Linking Rod Series | 92 |
| 十六、传动器系列 Transmitter Series..... | 97 |
| 十七、门锁、锁芯系列 Door Lock and Cylinder Series | 109 |
| 十八、限位器系列 Pegstay Series..... | 112 |
| 十九、框部件系列 Frame Accessory Series..... | 114 |
| 二十、实木 / 复合窗系统配置系列 Wooden Window Configuration..... | 121 |
| 二十一、实木 / 复合窗零部件系列 Wooden Window Accessory..... | 134 |
| 二十二、安装工具系列 Installation Tools Series..... | 139 |

坚朗 U 槽门窗五金件的特点

1. 操作方便、单点控制：
通过改变执手手柄的位置而实现各种开启功能。
 2. 标准化和系列化：
使门窗生产企业和建筑公司能够快速安装。
 3. 可调整性：
具有多方位可调功能，如无特殊要求，五金件既可安装左开窗，也可安装右开窗。
 4. 承重力强：
能满足窗扇最大自重 130kg。
 5. 安全性高：
防盗锁点与锁座完美配合设计，既有锁闭功能又大大提高了防盗能力，且设有儿童安全防误装置，防止窗户在非预期情况下开启，让用户使用更加放心。
 6. 应用广泛：
能满足门窗的各种开启要求
 7. 适应性强：
可用于目前市场上带有标准 U 槽（实木 / 木包铝 / 铝包木 / PVC / 铝材）的型材或无槽的型材。
 8. 高质量规格：
基体采用锌合金、铝合金压铸件及型钢冲压件，表面进行电镀或喷涂等特殊处理，特殊部件是采用高强度耐腐蚀的不锈钢材料或尼龙注塑件。
- ◆ 本图册中所有图片、配置与五金件选项表仅供参考。
 - ◆ 本图册中所有产品随着技术的改进，某些参数会有所变化。恕不另行通知。

Advantages of Kin Long U-Groove Door and Window Hardware

1. Convenient operation and single control
All function is achieved by changing the position of handle.
 2. Standardization and Systematization
Speedy installation of Door & Window by production enterprises and construction companies.
 3. Adjustability
Multi-function adjustable (If no special requirements, the fittings can be installed in both left side and right side)
 4. Best loading capacity
It can accommodate a sash of 130kg.
 5. High security
Security lock point perfectly matches with locking plate, this design can both meet the requirements of locking and safety.
 6. Wide application
All kinds of opening requirements are available.
 7. Strong applicability
It can be used for the profiles with standard European U-groove (wooden /aluminium- wooden composite / wooden-aluminium composite/PVC) or profiles without groove.
 8. High Quality
Zinc Alloy ,Aluminium alloy are mostly used ,with surface finish in galvanization or spray-paint .
Some components are made from stainless steel or nylon
- ◆ All of the hardware configurations in our catalog are for reference only .
 - ◆ All rights are reserved by Kin Long and the technical datas in our catalogs can be changed without prior notification .

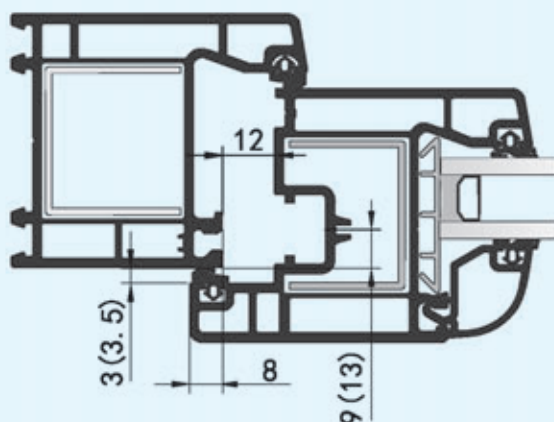
坚朗门窗五金件与标准 U 槽型材的配合要求 Requirements upon the U-Groove of Kin Long Door and Window Hardware

坚朗五金件适用于标准 U 型槽口的实木、木包铝、铝包木、PVC、铝型材，具体要求如下图：（注：下图所标尺寸均为表面处理后的尺寸。）

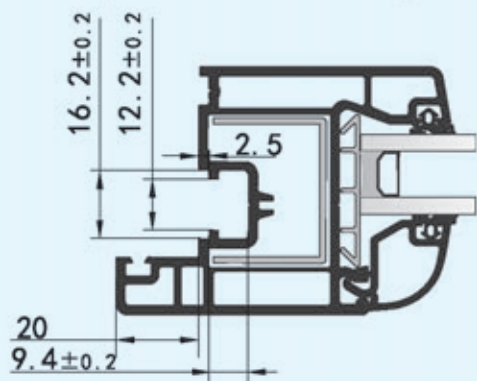
Kin Long hardware are suitable for standard European U-groove of Wooden/aluminium-wooden composite / wooden-aluminium composite/PVC profile, The specific requirements are as follows: (Remark: All specification are after surface treatment)

PVC 型材尺寸 / PVC Profile specification

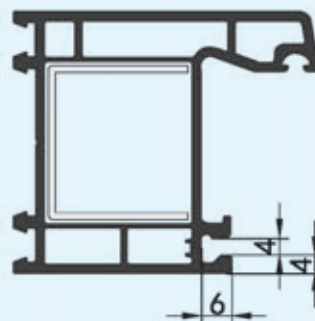
要求扇和框的配合尺寸
Required dimension for frame and sash



要求窗扇型材槽口的尺寸
Required dimension for sash profile



要求窗框型材槽口的尺寸
Required dimension for frame profile

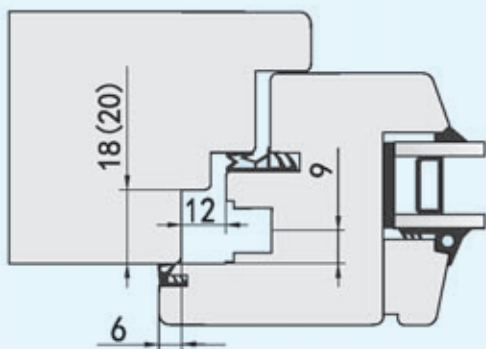


注：U 槽门窗产品外观标准颜色是：白色、黑色、古铜色，订购时需注明颜色。

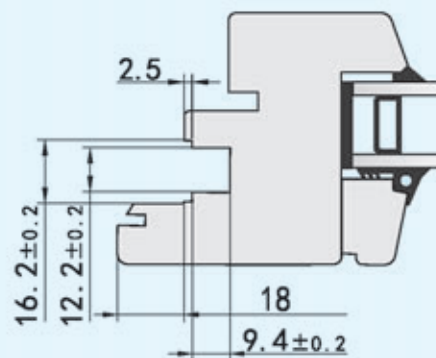
Remark: The regulation of the color code is: White, Black, Bronze. Please indicate the color while place the order.

实木型材尺寸 / Wooden Profile Specification

要求扇和框的配合尺寸
Required dimension for sash and frame

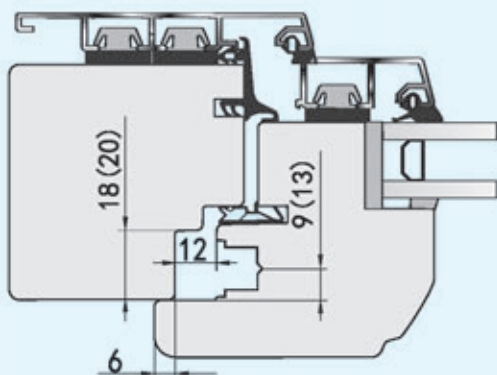


要求窗扇型材槽口的尺寸
Required dimension for sash profile

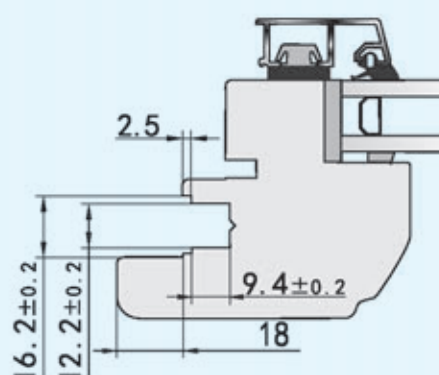


铝包木型材尺寸 / Wooden – aluminum Profile Specification

要求扇和框的配合尺寸
Required dimension for sash and frame

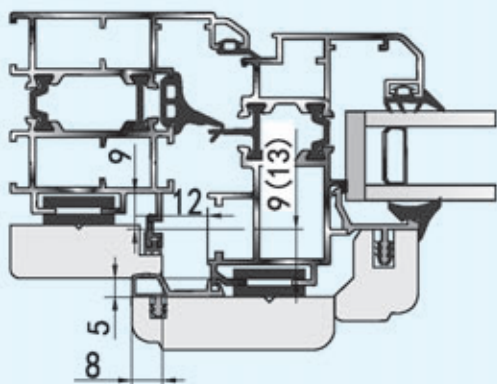


要求窗扇型材槽口的尺寸
Required dimension for sash profile

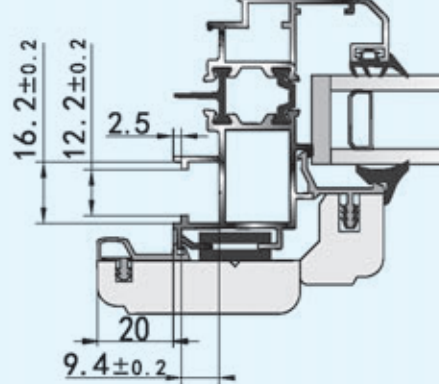


木包铝型材尺寸 / Aluminum – wooden Profile Specification

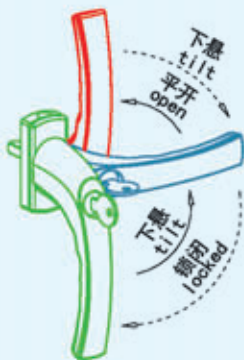
要求扇和框的配合尺寸
Required dimension for sash and frame



要求窗扇型材槽口的尺寸
Required dimension for sash profile



执手 (Handle) PZSN017



钥匙打开状态

The status when key is open



钥匙锁闭状态

The status when key is locked

产品名称: 内倒锁执手

适用窗型: 下悬内平开窗

材 质: 优质铝合金材质, 保证高强度的抗拉和抗破坏性能。

结 构: 执手座垫采用公司专利膨胀设计, 长久使用不松动, 执手把配有锁芯、钥匙。

功 能: 实现锁闭和下悬之间操作, 平开状态需要钥匙才能开启, 方便幼儿园、学校、医院等公共场所和高层住户管理、使用, 对儿童和老人有保护作用, 且有防盗作用。

Name: Top inside hung window handle

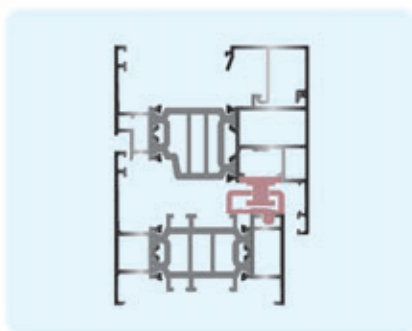
Applied window type: Tilt-and-turn window

Material: High quality aluminium alloy, ensure high tensile strength and resistance to damage property

Structure: The handle base cushion is using our patent design of expansion which can low the process precision and will not loose for long term use, the handle grip is with cylinder and key.

Function: Operate between locked and tilt, only with key you can open through inside angle which is convenient for public places like kindergartens、schools、hospitals and convenient for senior households to manage、use, can protect the childer and old people and anti-thief.

支撑座 (Supporting Block) PZCZ004
支撑盖 (Supporting Cap) PZCG00209/PZCG00213



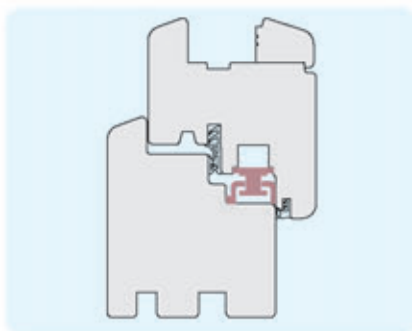
材质: 工程塑料和优质碳素结构钢。

作用: 用于内平开下悬窗, 配合下转角器使用, 起提升窗扇辅助下悬作用, 且有防盗功能, 用于铝塑铝型材、PVC 型材等。

Material: Engineering plastic and high quality carbon steel.

Function: Be applicable to turn and tilt window ,use with bottom corner device to lifting sash auxiliary title function and anti-thief,be suitable for aluminium-PVC-aluminium profile、PVC profile.

倾转锁座 (Tilting Locking Plate) NQZSZ00318/NQZSZ00320



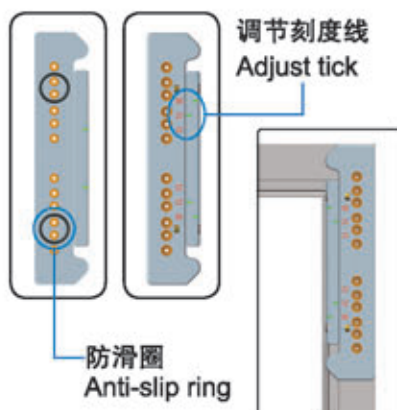
材质: 工程塑料底座和优质碳素结构钢上盖。

作用: 采用分离式结构, 用于木窗内开内倒窗和内倒内开窗, 配合下转角器使用。

Material: Engineering plastic and high quality carbon steel.

Function: Separate structure, use for the wooden window for tilt and turn 、turn and tilt ,with bottom corner device.

靠模器 (Duplicator) PKMQ09/I PKMQ09/II



搭接边可调 18、20、22, 适用于不同长度扇悬臂型材。

优点: 外形美观, 使用更顺手;

底部装有软胶防滑圈, 固定更稳;

超硬固定头 (HRC50) ;

超韧性工程塑胶材料, 经久耐用。

Overlapping edge can adjust 18、20、22, be applicable to different length sash profiles.

Advantages: Good appearance and more convenient;

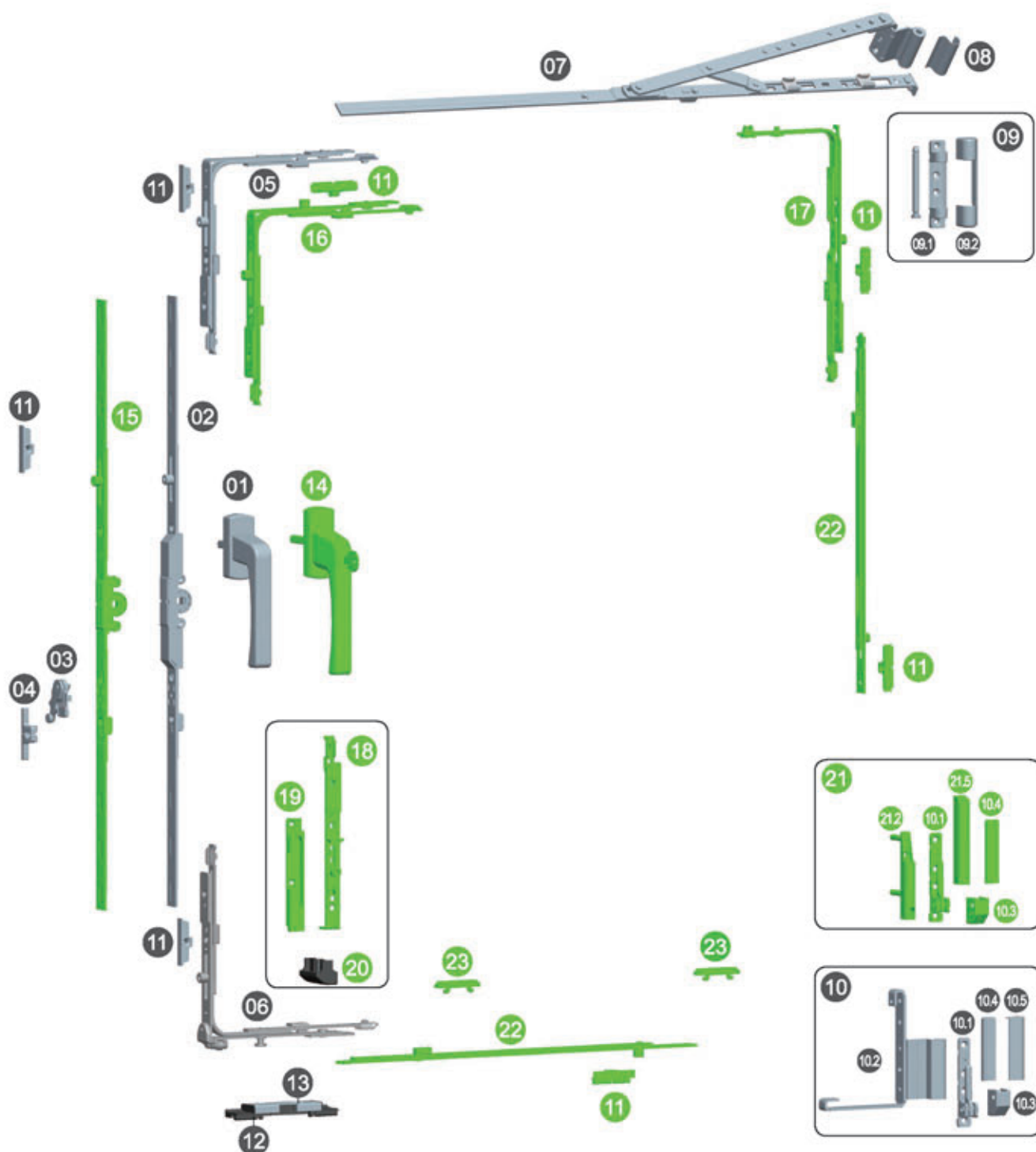
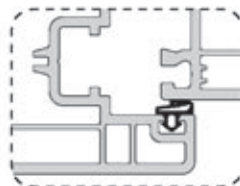
Bottom with soft non-slip ring , more stable fixed;

Superhard Glands (HRC50);

Super tough engineering plastic material , durable.

1-1、SCPX100 系列 内平开下悬窗五金系统

SCPX100 Series Turn -and -Tilt Window Hardware System



内平开下悬窗五金配件选项表

Hardware Configuration for SCPX100

| 序号 NO. | 配件名称 Item Name | | 代号 Code | 数量 Quantity | 备注 Remark |
|-----------|----------------|--------------------------|----------------|----------------|--|
| 01 | 执手 | Handle | PZSN00130 | 1 | 可选配, 订购时需注明颜色 Optional, Please indicate the color while place the order |
| 02 | 传动器 | Transmitter | PCDQN07509-12A | 1 | 规格据窗型选配 Depends on window system |
| 03 | 防误器 | Anti-misoperation Device | PFWQR001 | 1 | 分左 (Left) 右 (Right) |
| 04 | 防误块 | Anti-misoperation Block | PFWK00109A | 1 | |
| 05 | 转角器 | Corner Device | PZJQ001 | 1 | |
| 06 | 转角器 | Corner Device | PZJQ002 | 1 | |
| 07 | 拉杆 | Connector Rod | PLGNXR0906-08A | 1 | 分左 (Left) 右 (Right) |
| 08 | 外壳 | Outer Cover | PHYSN002-03A | 1 | 订购时需注明颜色 Please indicate the color while place the order |
| 09 | 上合页 | Upper Pivot Hinge | PHYSN003 | 1 | |
| | 09.1 上框组件 | Upper Frame Assembly | PHYSN003K | 1 | |
| | 09.2 外壳 | Outer Cover | PHYSN003-02 | 1 | 订购时需注明颜色 Please indicate the color while place the order |
| 10 | 下合页 | Bottom Pivot Hinge | PHYXNR0109 | 1 | |
| | 10.1 下框组件 | Bottom Frame Assembly | PHYXN010KA | 1 | |
| | 10.2 下扇组件 | Bottom Sash Assembly | PHYXNR0109SC | 1 | 分左 (Left) 右 (Right) |
| | 10.3 外壳 | Outer Cover | PHYXN0099-05 | 1 | 订购时需注明颜色 Please indicate the color while place the order |
| | 10.4 外壳 | Outer Cover | PHYXN0099-06 | 1 | 订购时需注明颜色 Please indicate the color while place the order |
| | 10.5 外壳 | Outer Cover | PHYXNR0099-07A | 1 | 订购时需注明颜色, 分左右 Please indicate the color while place the order, Left&Right |
| 11 | 锁块 | Locking Plate | PSK00109 | 3 | 数量据锁点配 Depends on the number of lock point |
| 12 | 支撑座 | Supporting Block | PZCZ0010902 | 1 | 可选配 Optional |
| 13 | 支撑盖 | Supporting Cap | PZCG00109 | 1 | |
| 14 | 执手 | Handle | PZSN00930 | 1 | 可选配, 订购时需注明颜色 Optional, Please indicate the color while place the order |
| 15 | 传动器 | Transmitter | PCDQN01509-12A | 1 | 规格据窗型选配 Depends on window system |
| 16 | 转角器 | Corner Device | PZJQ004 | 1 | |
| 17 | 转角器 | Corner Device | PZJQ003 | 1 | |
| 18 | 翻转支撑 | Overturn supporter | PFZZCN001 | 1 | |
| 19 | 倾斜锁块 | Tilting Locking Plate | PQZSKNR001 | 1 | 分左 (Left) 右 (Right) |
| 20 | 提升块 | Lifting Block | PTSK00102 | 1 | |
| 21 | 下合页 | Bottom Pivot Hinge | PHYXN002 | 1 | 可选配 Optional |
| | 10.1 下框组件 | Bottom Frame Assembly | PHYXN010KA | 1 | |
| | 21.2 下扇组件 | Bottom Sash Assembly | PHYXN002S | 1 | |
| | 10.3 外壳 | Outer Cover | PHYXN0099-05 | 1 | 订购时需注明颜色 Please indicate the color while place the order |
| | 10.4 外壳 | Outer Cover | PHYXN0099-06 | 1 | 订购时需注明颜色 Please indicate the color while place the order |
| | 21.5 外壳 | Outer Cover | PHYXN002-03 | 1 | 订购时需注明颜色 Please indicate the color while place the order |
| 22 | 边传动杆 | Side Transmission Rod | PBCDG004 | 2 | |
| 23 | 防水盖 | Water Cap | PFSG001 | 2 | |

配置说明:

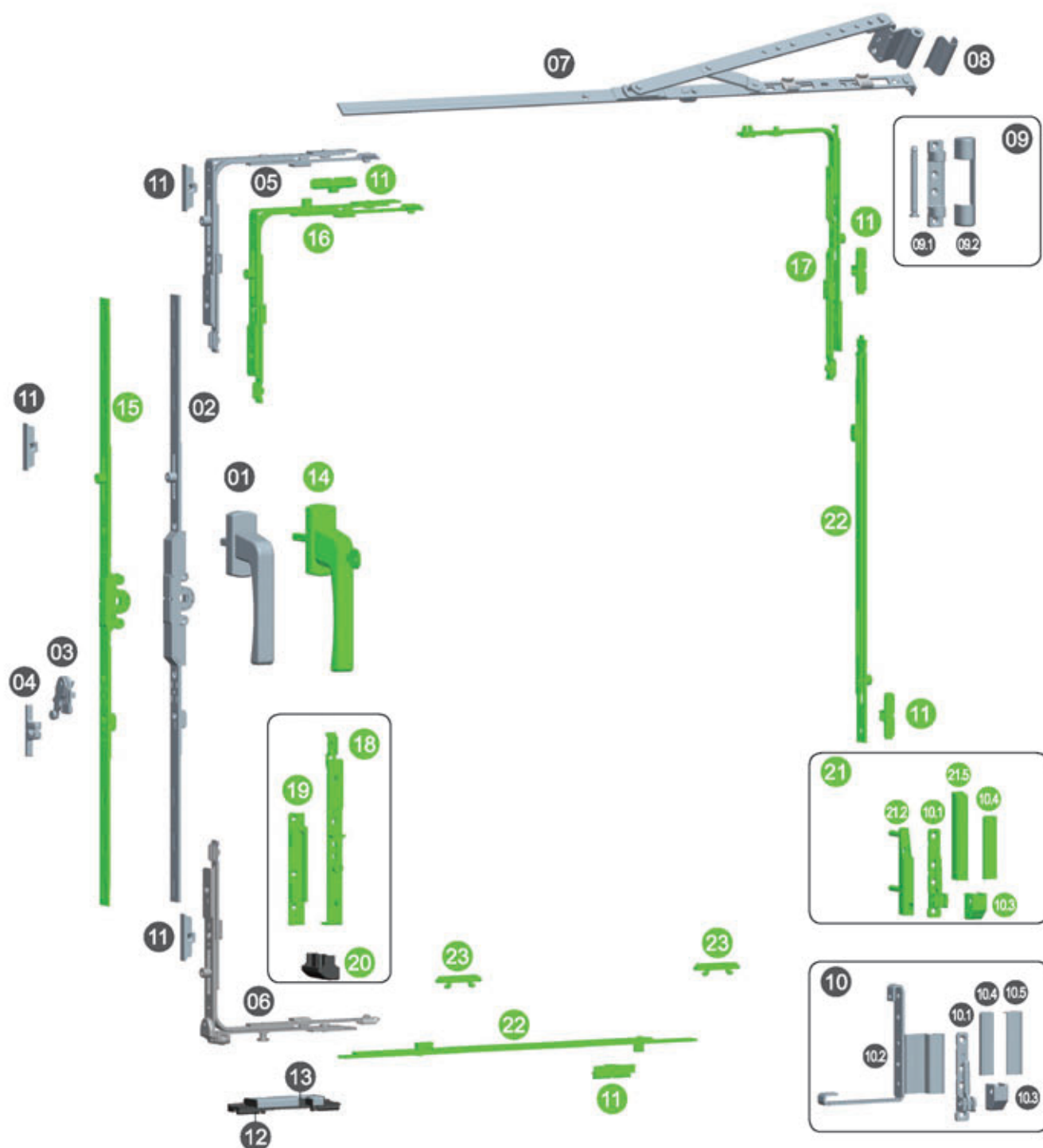
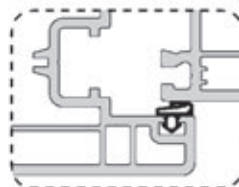
- 1、本配置使用 9 系型材, 另有 13 系配置。
- 2、本配置绿色图形的五金件为可选择性配件。
- 3、本配置适用于 (包括选配件) 窗扇槽高 700mm-1600mm 宽 430mm-1000mm 的窗, 但在配件适用范围内并不是所有宽高比的窗型都适用。建议窗型的比例 (宽/高) 保持 (W)1:1.5(H)。
- 4、本配置最大承重 90kg (承重级别取决于合页, 可参考合页系列) 最大承重与窗宽高比及玻璃厚度有关。
- 5、如需进一步增加防盗性能, 可选择装有防盗锁点的五金配件。
- 6、以上仅供参考, 具体请咨询公司技术部。

Instruction:

1. Aboved configuration is suitable for "9" series PVC profile , Besides there is "13" series configuration.
2. Items in green are selective.
3. This configuration is suitable for (including the selective items) sash with height ranged from 700mm to 1600mm and width ranged from 430 mm to 1000 mm. But not all of these selective items in suitable range can fit for different window proportion. The recommended proportion is Width:Height=1:1.5
4. Maximum load bearing capacity of SCPX100 is 90 kg. (Different pivot hinge has different load bearing capacity, please refer to the pivot hinge series for details). The maximum load is also decided by window size, glass thickness and the proportion of the height & width.
5. To better improve the security, Security lock point can be installed.
6. This list is for reference only. Please contact us for more information.

2-1、SCXP100 系列 下悬内平开窗五金系统

SCXP100 Series Tilt-and-Turn Window Hardware System



下悬内平开窗五金配件选项表

Hardware Configuration for SCXP100

| 序号 NO. | 配件名称 Item Name | | 代号 Code | 数量 Quantity | 备注 Remark |
|-----------|----------------|--------------------------|----------------|----------------|--|
| 01 | 执手 | Handle | PZSN00130 | 1 | 可选配, 订购时需注明颜色 Optional, Please indicate the color while place the order |
| 02 | 传动器 | Transmitter | PCDQN07509-12A | 1 | 规格据窗型选配 Depends on window system |
| 03 | 防误器 | Anti-misoperation Device | PFWQR001 | 1 | 分左 (Left) 右 (Right) |
| 04 | 防误块 | Anti-misoperation Block | PFWK00109A | 1 | |
| 05 | 转角器 | Corner Device | PZJQ001 | 1 | |
| 06 | 转角器 | Corner Device | PZJQ002 | 1 | |
| 07 | 拉杆 | Connector Rod | PLGXNR0906-08A | 1 | 分左 (Left) 右 (Right) |
| 08 | 外壳 | Outer Cover | PHYSN002-03A | 1 | 订购时需注明颜色 Please indicate the color while place the order |
| 09 | 上合页 | Upper Pivot Hinge | PHYSN003 | 1 | |
| | 09.1 上框组件 | Upper Frame Assembly | PHYSN003K | 1 | |
| | 09.2 外壳 | Outer Cover | PHYSN003-02 | 1 | 订购时需注明颜色 Please indicate the color while place the order |
| 10 | 下合页 | Bottom Pivot Hinge | PHYXNR0109 | 1 | |
| | 10.1 下框组件 | Bottom Frame Assembly | PHYXNR010KA | 1 | |
| | 10.2 下扇组件 | Bottom Sash Assembly | PHYXNR0109SC | 1 | 分左 (Left) 右 (Right) |
| | 10.3 外壳 | Outer Cover | PHYXNR0099-05 | 1 | 订购时需注明颜色 Please indicate the color while place the order |
| | 10.4 外壳 | Outer Cover | PHYXNR0099-06 | 1 | 订购时需注明颜色 Please indicate the color while place the order |
| | 10.5 外壳 | Outer Cover | PHYXNR0099-07A | 1 | 订购时需注明颜色, 分左右 Please indicate the color while place the order, Left&Right |
| 11 | 锁块 | Locking Plate | PSK00109 | 3 | 数量据锁点配 Depends on the number of lock point |
| 12 | 支撑座 | Supporting Block | PZCZ0010902 | 1 | 可选配 Optional |
| 13 | 支撑盖 | Supporting Cap | PZCGR00109 | 1 | 分左 (Left) 右 (Right) |
| 14 | 执手 | Handle | PZSN00930 | 1 | 可选配, 订购时需注明颜色 Optional, Please indicate the color while place the order |
| 15 | 传动器 | Transmitter | PCDQN01509-12A | 1 | 规格据窗型选配 Depends on window system |
| 16 | 转角器 | Corner Device | PZJQ004 | 1 | |
| 17 | 转角器 | Corner Device | PZJQ003 | 1 | |
| 18 | 翻转支撑 | Overturn supporter | PFZZCX001 | 1 | |
| 19 | 倾斜锁块 | Tilting Locking Plate | PQZSKXR001 | 1 | 分左 (Left) 右 (Right) |
| 20 | 提升块 | Lifting Block | PTSK00102 | 1 | |
| 21 | 下合页 | Bottom Pivot Hinge | PHYXNR002 | 1 | 可选配 Optional |
| | 10.1 下框组件 | Bottom Frame Assembly | PHYXNR010KA | 1 | |
| | 21.2 下扇组件 | Bottom Sash Assembly | PHYXNR002S | 1 | |
| | 10.3 外壳 | Outer Cover | PHYXNR0099-05 | 1 | 订购时需注明颜色 Please indicate the color while place the order |
| | 10.4 外壳 | Outer Cover | PHYXNR0099-06 | 1 | 订购时需注明颜色 Please indicate the color while place the order |
| | 21.5 外壳 | Outer Cover | PHYXNR002-03 | 1 | 订购时需注明颜色 Please indicate the color while place the order |
| 22 | 边传动杆 | Side Transmission Rod | PBCDG004 | 2 | |
| 23 | 防水盖 | Water Cap | PFSG001 | 2 | |

配置说明:

- 1、本配置使用 9 系型材, 另有 13 系配置。
- 2、本配置绿色图形的五金件为可选择性配件。
- 3、本配置适应于 (包括选配件) 窗扇槽高 700mm-1600mm 宽 430mm- 1000mm 的窗, 但在配件适用范围内并不是所有宽高比的窗型都适用。建议窗型的比例 (宽/高) 保持 (W) 1:1.5 (H)。
- 4、本配置最大承重 90kg (承重级别取决于合页, 可参考合页系列) 最大承重与窗宽高比及玻璃厚度有关。
- 5、如需进一步增加防盗性能, 可选择装有防盗锁点的五金配件。
- 6、以上仅供参考, 具体请咨询公司技术部。

Instruction:

1. Above configuration is suitable for "9" series PVC profile, Besides there is "13" series configuration.
2. Items in green are selective.
3. This configuration is suitable for (including the selective items) sash with height ranged from 700mm to 1600mm and width ranged from 430 mm to 1000 mm. But not all of these selective items in suitable range can fit for different window proportion. The recommended proportion is Width:Height=1:1.5
4. Maximum load bearing capacity of SCXP100 is 90 kg. (Different pivot hinge has different load bearing capacity, please refer to the pivot hinge series for details). The maximum load is also decided by window size, glass thickness and the proportion of the height & width.
5. To better improve the security, Security lock point can be installed.
6. This list is for reference only. Please contact us for more information.

执手 (Handle) PZSN014




说明：基体为铝合金材质，表面采用粉末喷涂处理，外观沿用塑窗经典款执手外观，用于内平开窗；

优点：底座材质为工程塑料，更适合对成本控制高的客户。

Description: Aluminium alloy, surface with powder coating;
The appearance follows the UPVC classic handle look, use for the open inside hung window.

Advantages: The handle base material is engineering plastic, be more suitable for the strict cost control users.

合页 PHY021



材质：挤压铝型材；

优点：适用于框为 C 槽扇为 U 槽的 9 系型材，性能稳定，有自定位功能，安装方便快捷；

说明：用于内平开窗，最大承重 40kg，最大承重与窗宽高比及玻璃厚度有关。

Material: Aluminium extrusion;

Advantages: Be applicable to the serie 9 profile with C groove frame and the U groove sash,stable, self-positioning,quick and easy installation ;

Description: Use for the open inside hung window,the maximum loading capacity is 40kg which is related to the window height、 width and glass thickness.

执手 (Handle) PZSW005



说明：基体为铝合金材质，表面采用粉末喷涂处理；

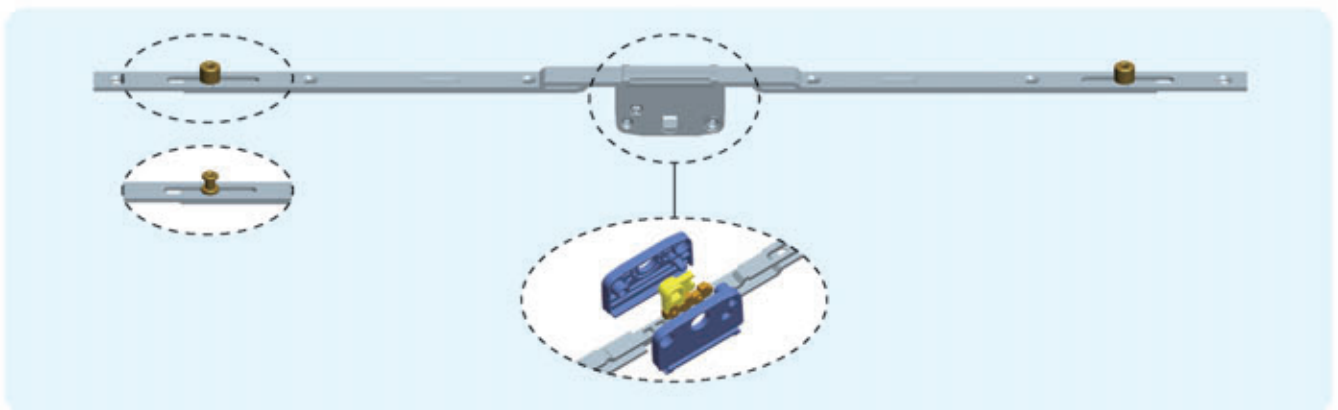
外形与 P11 执手类似，用于外平开窗和外开悬窗；

优点：更适合对成本控制高的客户。

Description: Aluminium alloy, surface with powder coating;
appearance is similar to the handle P11 and is
applicable to casement window and top hung
window;

Advantages: Be more suitable for the strict cost control users.

传动器 PCDQWD022 系列 PCDQT022 系列



说明：此款传动器中心距为 22mm，满足不同腔体深度型材，适用于外平开窗和推拉门窗；

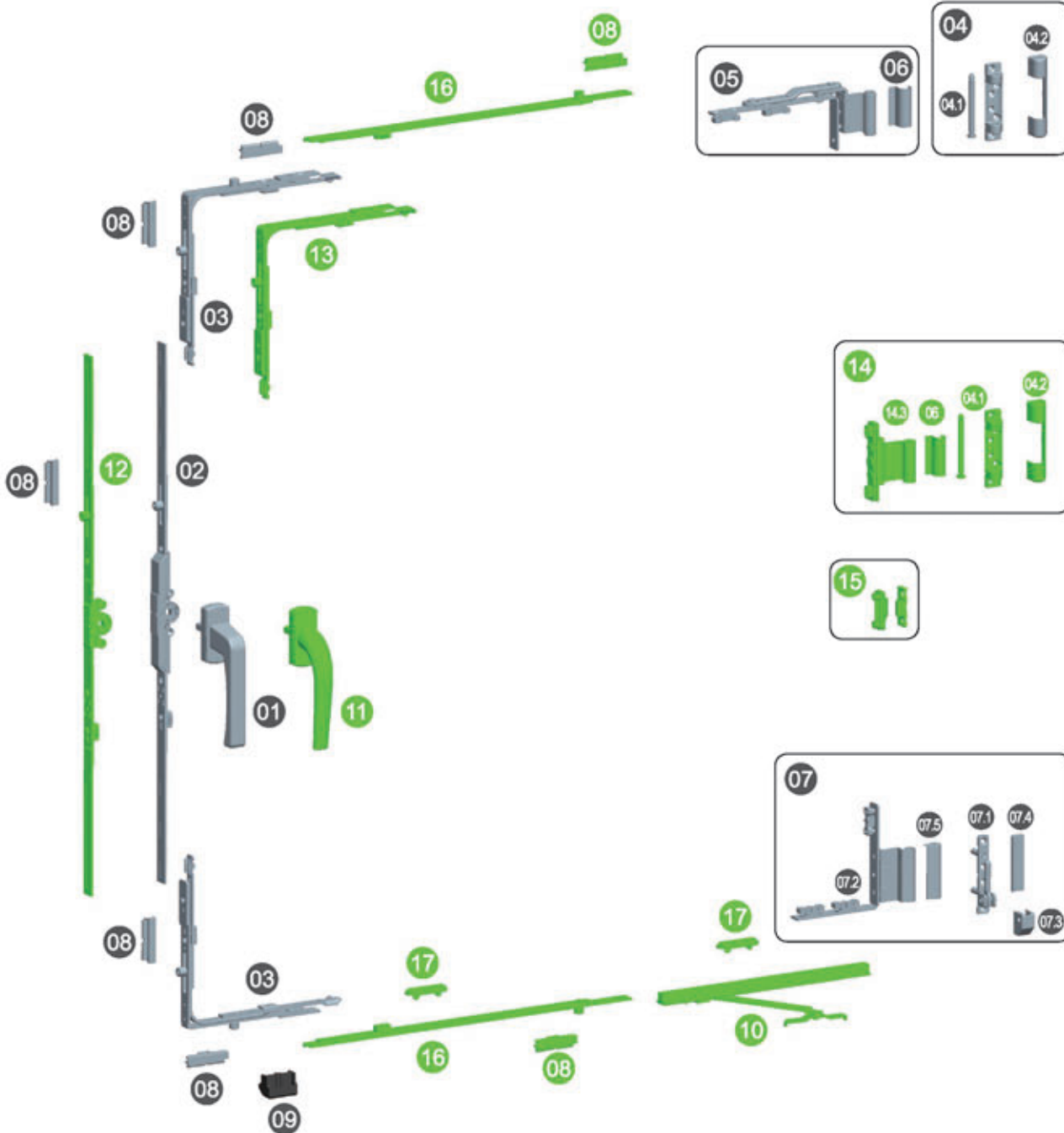
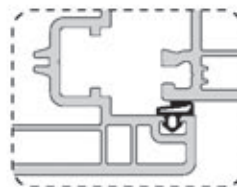

杆件长度规格：400—2200mm，满足不同高度门窗。

Description: The backset is 22mm, Use for the casement window and sliding door;

The length specification: 400—2200mm, be applicable to different heights doors and windows.

3-1、SCPN100 系列 内平开窗五金系统

SCPN100 Series Open-in Side Hung Window Hardware System



内平开窗五金配件选项表

Hardware Configuration for SCPN100

| 序号 NO. | 配件名称 Item Name | | 代号 Code | 数量 Quantity | 备注 Remark |
|--------|----------------|-----------------------|------------------------------------|-------------|--|
| 01 | 执手 | Handle | PZSN00130 | 1 | 可选配, 订购时需注明颜色 Optional, Please indicate the color while place the order |
| 02 | 传动器 | Transmitter | PCDQN07509-12A | 1 | 规格据窗型选配 Depends on window system |
| 03 | 转角器 | Corner Device | PZJQ004 | 2 | |
| 04 | 上合页 | Upper Pivot Hinge | PHYSN002 | 1 | |
| | 04.1 上框组件 | Upper Frame Assembly | PHYSN002K | 1 | |
| | 04.2 外壳 | Outer Cover | PHYSN002-04 | 1 | 订购时需注明颜色 Please indicate the color while place the order |
| 05 | 角部拉杆 | Corner Connector Rod | PJBLGR0029 | 1 | 分左 (Left) 右 (Right) |
| 06 | 外壳 | Outer Cover | PHYSN002-03A | 1 | 订购时需注明颜色 Please indicate the color while place the order |
| 07 | 下合页 | Bottom Pivot Hinge | PHYXNR0099 | 1 | |
| | 07.1 下框组件 | Bottom Frame Assembly | PHYXN009KA | 1 | |
| | 07.2 下扇组件 | Bottom Sash Assembly | PHYXNR0099SC | 1 | 分左 (Left) 右 (Right) |
| | 07.3 外壳 | Outer Cover | PHYXN0099-05 | 1 | 订购时需注明颜色 Please indicate the color while place the order |
| | 07.4 外壳 | Outer Cover | PHYXN0099-06 | 1 | 订购时需注明颜色 Please indicate the color while place the order |
| | 07.5 外壳 | Outer Cover | PHYXNR0099-07A | 1 | 订购时需注明颜色, 分左右 Please indicate the color while place the order, Left&Right |
| 08 | 锁块 | Locking Plate | PSK00109 | 5 | 数量据锁点配 Depends on the number of lock point |
| 09 | 提升块 | Lifting Block | PTSK00102 | 1 | |
| 10 | 限位器 | Pegstay | 参见限位器系列 Refer to Pegstay Series | 1 | |
| 11 | 执手 | Handle | PZSN00230 | 1 | 可选配, 订购时需注明颜色 Optional, Please indicate the color while place the order |
| 12 | 传动器 | Transmitter | PCDQN01509-12A | 1 | 规格据窗型选配 Depends on window system |
| 13 | 转角器 | Corner Device | PZJQ001 | 1 | |
| 14 | 中间合页 | Mid Pivot Hinge | PHYZ0029 | 1 | |
| | 04.1 上框组件 | Upper Frame Assembly | PHYSN002K | 1 | |
| | 04.2 外壳 | Outer Cover | PHYSN002-04 | 1 | 订购时需注明颜色 Please indicate the color while place the order |
| | 14.3 中扇组件 | Mid Sash Assembly | PHYZ0029SC | 1 | |
| | 06 外壳 | Outer Cover | PHYSN002-03A | 1 | 订购时需注明颜色 Please indicate the color while place the order |
| 15 | 隐形中间锁 | Concealed Mid Lock | PYZS0049 | 1 | |
| 16 | 边传动杆 | Side Transmission Rod | PBCDG004 | 2 | |
| 17 | 防水盖 | Water Cap | PFSG001 | 2 | |

配置说明

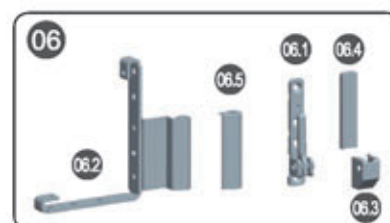
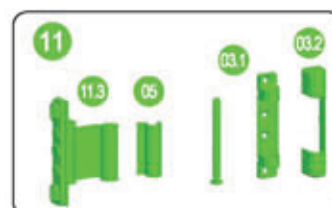
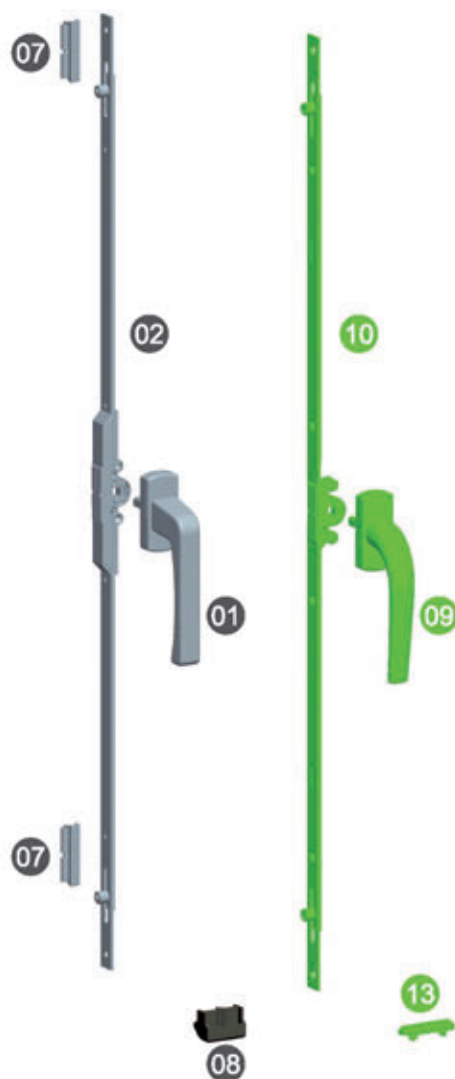
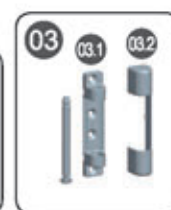
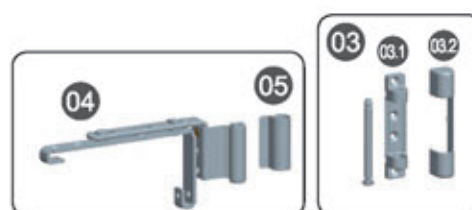
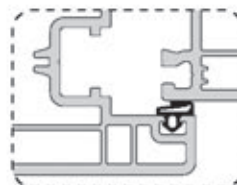
- 1、本配置使用 9 系型材, 另有 13 系配置。
- 2、本配置绿色图形的五金件为可选择性配件。
- 3、本配置适应于 (包括可选配件) 窗扇槽高 700mm-1600mm 宽 400mm-1000mm 的窗, 但在配件适用范围内并不是所有宽高比的窗型都适用。建议窗型的比例 (宽 / 高) 保持 (W):1.5(H)。
- 4、本配置最大承重 130kg (承重级别取决于合页, 可参考合页列) 最大承重与窗宽高比及玻璃厚度有关。
- 5、如需进一步增加防盗性能, 可选择装有防盗锁点的五金配件。
- 6、以上仅供参考, 具体请咨询公司技术部。

Instruction:

1. Above configuration is suitable for "9" series PVC profile, Besides there is "13" series Configuration.
2. Items in green are selective.
3. This configuration is suitable for (including the selective items) sash with height ranged from 700mm to 1600mm and width ranged from 400mm to 1000mm. But not all of the selective items in suitable range can fit for different window proportion. The recommended proportion is Width:Height=1:1.5
4. Maximum load bearing capacity of SCPN100 is 130 kg. (Different pivot hinge has different load bearing capacity, please refer to the pivot hinge series for details). The maximum load is also decided by window size, glass thickness and the proportion of the height & width.
5. To better improve the security, Security lock point can be installed.
6. This list is for reference only. Please contact us for more information.

3-2、SCP N200 系列 内平开窗五金系统

SCP N200 Series Open-in Side Hung Window Hardware System



内平开窗五金配件选项表

Hardware Configuration for SCPN200

| 序号 NO. | 配件名称 Item Name | | 代号 Code | 数量 Quantity | 备注 Remark |
|--------|----------------|-----------------------|------------------------------------|-------------|--|
| 01 | 执手 | Handle | PZSN00130 | 1 | 可选配, 订购时需注明颜色 Optional, Please indicate the color while place the order |
| 02 | 传动器 | Transmitter | PCDQND07508 | 1 | 规格据窗型选配 Depends on window system |
| 03 | 上合页 | Upper Pivot Hinge | PHYSN003 | 1 | |
| | 03.1 上框组件 | Upper Frame Assembly | PHYSN003K | 1 | |
| | 03.2 外壳 | Outer Cover | PHYSN003-02 | 1 | 订购时需注明颜色 Please indicate the color while place the order |
| 04 | 角部拉杆 | Corner Connector Rod | PJBLGR0039 | 1 | 分左 (Left) 右 (Right) |
| 05 | 外壳 | Outer Cover | PHYSN002-03A | 1 | 订购时需注明颜色 Please indicate the color while place the order |
| 06 | 下合页 | Bottom Pivot Hinge | PHYXNR0109 | 1 | |
| | 06.1 下框组件 | Bottom Frame Assembly | PHYXN010KA | 1 | |
| | 06.2 下扇组件 | Bottom Sash Assembly | PHYXNR0109SC | 1 | 分左 (Left) 右 (Right) |
| | 06.3 外壳 | Outer Cover | PHYXN0099-05 | 1 | 订购时需注明颜色 Please indicate the color while place the order |
| | 06.4 外壳 | Outer Cover | PHYXN0099-06 | 1 | 订购时需注明颜色 Please indicate the color while place the order |
| | 06.5 外壳 | Outer Cover | PHYXNR0099-07A | 1 | 订购时需注明颜色, 分左右 Please indicate the color while place the order, Left&Right |
| 07 | 锁块 | Locking Plate | PSK00109 | 2 | 数量据锁点配 Depends on the number of lock point |
| 08 | 提升块 | Lifting Block | PTSK00102 | 1 | |
| 09 | 执手 | Handle | PZSN01330 | 1 | 可选配, 订购时需注明颜色 Optional, Please indicate the color while place the order |
| 10 | 传动器 | Transmitter | PCDQND01508 | 1 | |
| 11 | 中间合页 | Mid Pivot Hinge | PHYZ0039 | 1 | |
| | 03.1 上框组件 | Upper Frame Assembly | PHYSN003K | 1 | |
| | 03.2 外壳 | Outer Cover | PHYSN003-02 | 1 | 订购时需注明颜色 Please indicate the color while place the order |
| | 11.3 中扇组件 | Mid Sash Assembly | PHYZ0029SC | 1 | 可选配 Optional |
| | 05 外壳 | Outer Cover | PHYSN002-03A | 1 | 订购时需注明颜色 Please indicate the color while place the order |
| 12 | 限位器 | Pegstay | 参选限位器系列 Refer to Pegstay Series | 1 | |
| 13 | 防水盖 | Water Cap | PFSG001 | 2 | |

配置说明:

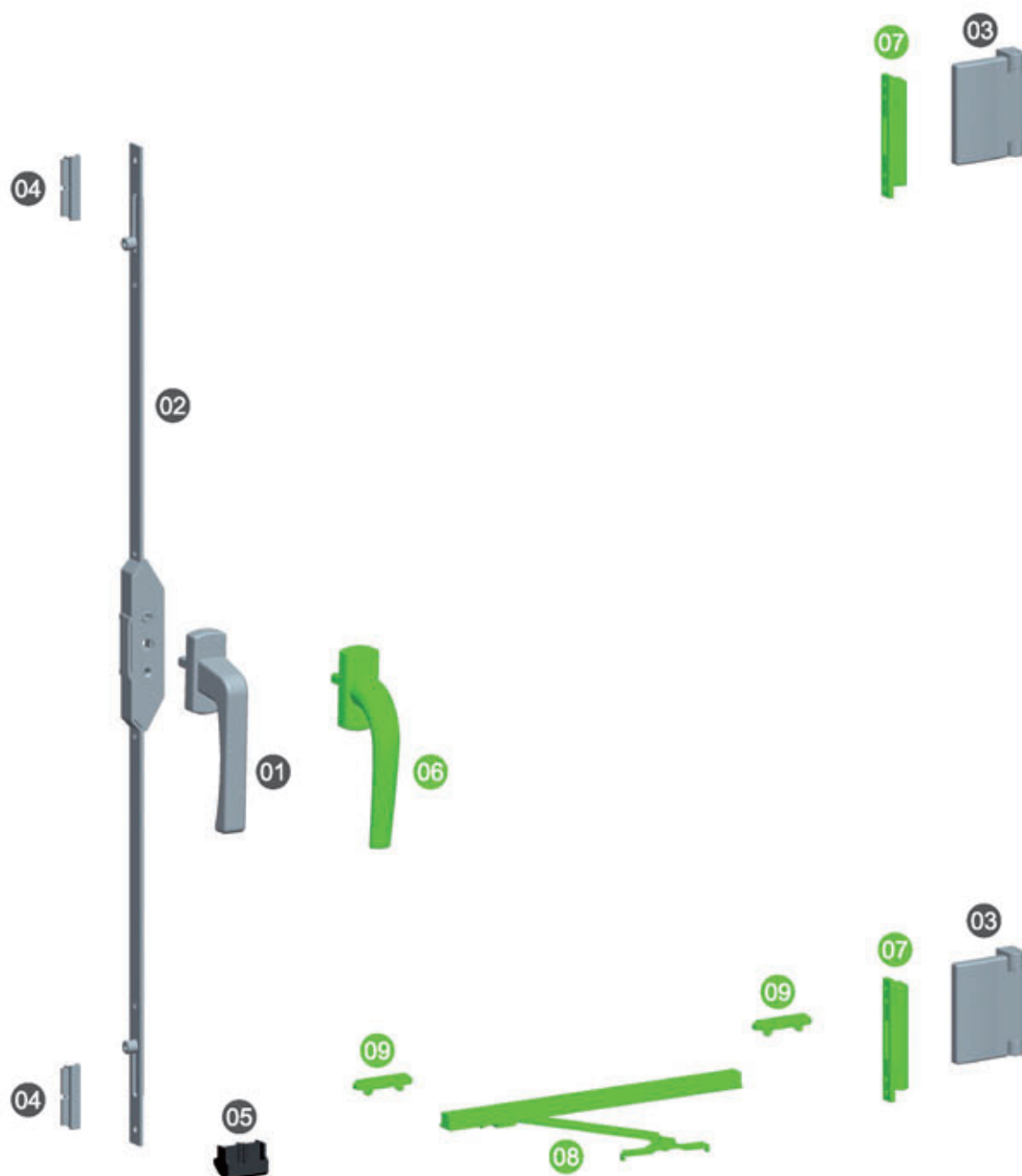
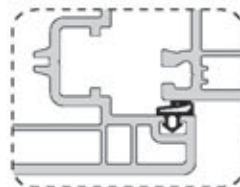
- 1、本配置使用 9 系型材, 另有 13 系配置。
- 2、本配置绿色图形的五金件为可选择性配件。
- 3、本配置适应于 (包括可选配件) 窗扇槽高 400mm-2200mm 宽 400mm-1000mm 的窗, 但在配件适用范围内并不是所有宽高比的窗型都适用。建议窗型的比例 (宽/高) 保持 (W)1:1.5(H)。
- 4、本配置最大承重 90kg (承重级别取决于合页, 可参考合页列) 最大承重与窗宽高比及玻璃厚度有关。
- 5、如需进一步增加防盗性能, 可选择装有防盗锁点的五金配件。
- 6、以上仅供参考, 具体请咨询公司技术部。

Instruction:

1. Above configuration is suitable for "9" series PVC profile, Besides there is "13" series Configuration.
2. Items in green are selective.
3. This configuration is suitable for (including the selective items) sash with height ranged from 400mm to 2200mm and width ranged from 400mm to 1000 mm. But not all of the selective items in suitable range can fit for different window proportion. The recommended proportion is Width:Height=1:1.5
4. Maximum load bearing capacity of SCPN200 is 90 kg. (Different pivot hinge has different load bearing capacity, please refer to the pivot hinge series for details). The maximum load is also decided by window size, glass thickness and the proportion of the height & width.
5. To better improve the security, Security lock point can be installed.
6. This list is for reference only. Please contact us for more information.

3-3、SCP300 系列 内平开窗五金系统

SCP300 Series Open-in Side Hung Window Hardware System



内平开窗五金配件选项表

Hardware Configuration for SCPN300

| 序号 NO. | 配件名称 Item Name | | 代号 Code | 数量 Quantity | 备注 Remark |
|-----------|----------------|---------------|------------------------------------|----------------|--|
| 01 | 执手 | Handle | PZSN00130 | 1 | 可选配, 订购时需注明颜色 Optional, Please indicate the color while place the order |
| 02 | 传动器 | Transmitter | PCDQS07508 | 1 | 规格据窗型选配 Depends on window system |
| 03 | 合页 | Pivot Hinge | PHY009 | 2 | 订购时需注明颜色 Please indicate the color while place the order |
| 04 | 锁块 | Locking Plate | PSK00109 | 2 | |
| 05 | 提升块 | Lifting Block | PTSK00102 | 1 | |
| 06 | 执手 | Handle | PZSN00230 | 1 | 可选配, 订购时需注明颜色 Optional, Please indicate the color while place the order |
| 07 | 合页 | Pivot Hinge | PHY011 | 2 | 订购时需注明颜色 Please indicate the color while place the order |
| 08 | 限位器 | Pegstay | 参见限位器系列 Refer to Pegstay Series | 1 | 规格据窗型选配 Depends on window system |
| 09 | 防水盖 | Water Cap | PFSG001 | 2 | |

配置说明:

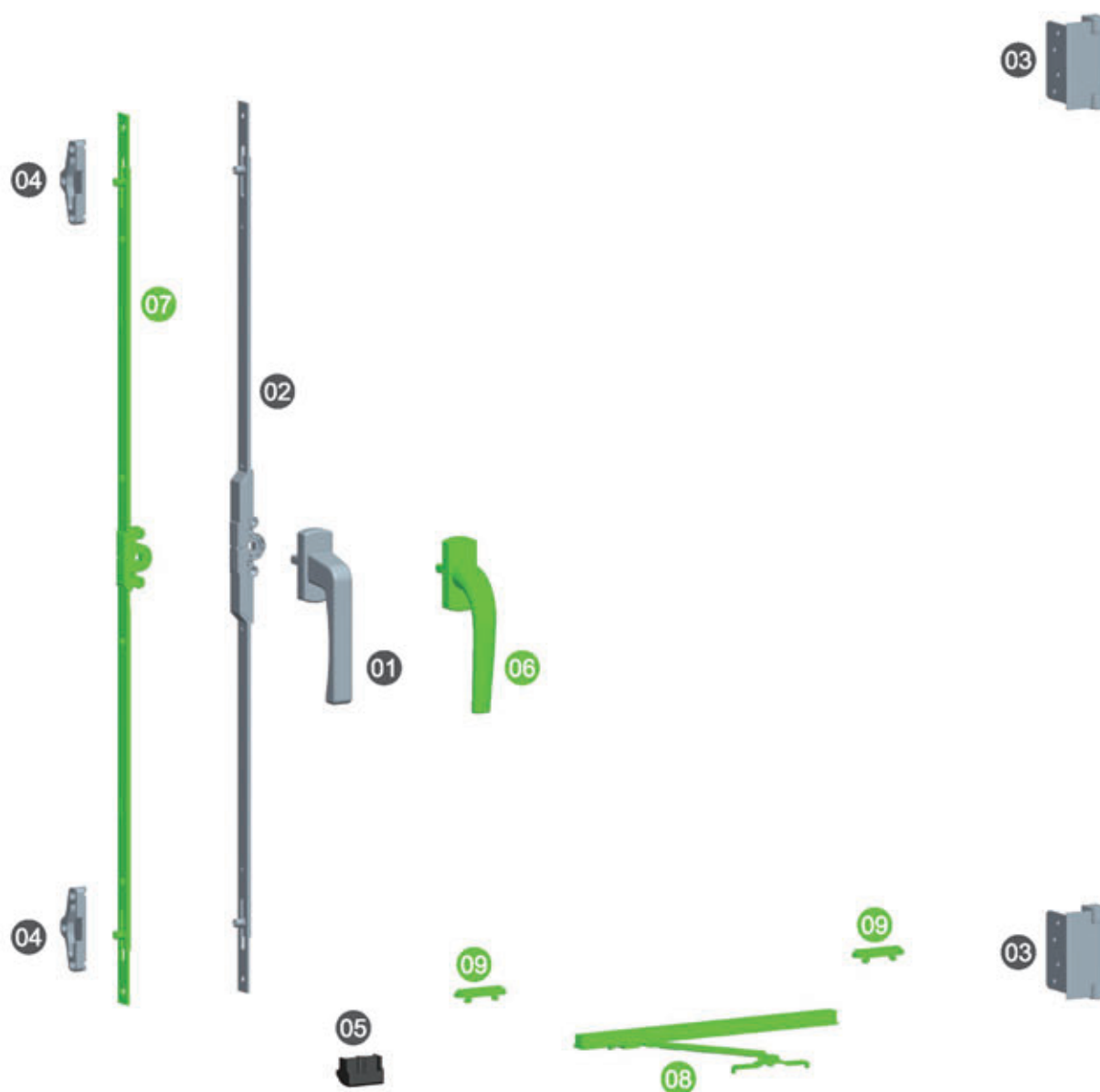
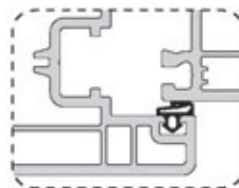

- 1、本配置绿色图形的五金件为可选择性配件。
- 2、本配置适应于 (包括可选配件) 窗扇槽高 400mm–1600mm, 宽 400mm–1000mm 的窗, 但在配件适用范围内并不是所有宽高比的窗型都适用。建议窗型的比例 (宽 / 高) 保持 (W)1:1.5(H)。
- 3、窗扇槽高 ≥ 900mm 时, 建议安装 3 个合页
- 4、本配置最大承重 60kg(承重级别取决于合页, 可参考合页列) 最大承重与窗宽高比及玻璃厚度有关。
- 5、如需进一步增加防盗性能, 可选择装有防盗锁点的五金配件。
- 6、以上仅供参考, 具体请咨询公司技术部。

Instruction:

1. Items in green are selective.
2. This configuration is suitable for(including the selective items) sash with height ranged from 400mm to 1600mm and width ranged from 400mm to 1000 mm. But not all of the selective items in suitable range can fit for different window proportion. The recommended proportion is Width:Height=1:1.5
3. If the height between the top and bottom grooves of sash> or =900mm, It is recommended to use 3 pcs of hinges.
4. Maximum load bearing capacity of SCPN300 is 60 kg. (Different pivot hinge has different load bearing capacity, please refer to the pivot hinge series for details). The maximum load is also decided by window size, glass thickness and the proportion of the height & width.
5. To better improve the security, Security lock point can be installed.
6. This list is for reference only.Please contact us for more information.

3-4、SCP400 系列 内平开窗五金系统 (微通风)

SCP400 Series Open-in Side Hung Window Hardware System



内平开窗五金配件选项表

Hardware Configuration for SCPN400

| 序号 NO. | 配件名称 Item Name | | 代号 Code | 数量 Quantity | 备注 Remark |
|-----------|----------------|---------------|------------------------------------|----------------|--|
| 01 | 执手 | Handle | PZSN00130 | 1 | 可选配, 订购时需注明颜色 Optional, Please indicate the color while place the order |
| 02 | 传动器 | Transmitter | PCDQF07508 | 1 | 规格据窗型选配 Depends on window system |
| 03 | 合页 | Pivot Hinge | PHY0139 | 2 | 订购时需注明颜色 Please indicate the color while place the order |
| 04 | 锁块 | Locking Plate | PSKR00409 | 2 | 分左 (Left) 右 (Right) |
| 05 | 提升块 | Lifting Block | PTSK00102 | 1 | |
| 06 | 执手 | Handle | PZSN00230 | 1 | 可选配, 订购时需注明颜色 Optional, Please indicate the color while place the order |
| 07 | 传动器 | Transmitter | PCDQF01508 | 1 | 规格据窗型选配 Depends on window system |
| 08 | 限位器 | Pegstay | 参见限位器系列 Refer to Pegstay Series | 1 | 规格据窗型选配 Depends on window system |
| 09 | 防水盖 | Water Cap | PFSG001 | 2 | |

配置说明:

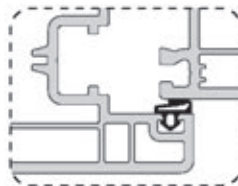
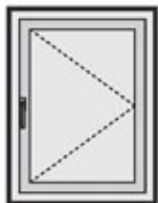
- 1、本配置使用 9 系型材。
- 2、本配置绿色图形的五金件为可选择性配件。
- 3、本配置微通风缝隙量为 3.5mm。
- 4、本配置适应于 (包括选配件) 窗扇槽高 400mm-2200mm, 宽 400mm-1000mm 的窗, 但在配件适用范围内并不是所有宽高比的窗型都适用。建议窗型的比例 (宽 / 高) 保持 (W)1:1.5(H)。
- 5、本配置最大承重 50kg(承重级别取决于合页, 可参考合页列) 最大承重与窗宽高比及玻璃厚度有关。
- 6、如需进一步增加防盗性能, 可选择装有防盗锁点的五金配件。
- 7、以上仅供参考, 具体请咨询公司技术部。

Instruction:

1. Above configuration is suitable for "9" series PVC profile.
2. Items in green are selective.
3. The figure of the micro ventilation for this configuration is 3.5mm.
4. This configuration is suitable for sash with height ranged from 400mm to 2200mm, and width ranged from 400mm to 1000 mm. But not all of the selective items in suitable range can fit for different window proportion. The recommended proportion is Width:Height=1:1.5
5. Maximum load bearing capacity of SCPN400 is 50 kg. (Different pivot hinge has different load bearing capacity, please refer to the pivot hinge series for details). The maximum load is also decided by window size, glass thickness and the proportion of the height & width.
6. To better improve the security, Security lock point can be installed.
7. This list is for reference only. Please contact us for more information.

3-5、SCP500 系列 内平开窗五金系统

SCP500 Series Open-in Side Hung Window Hardware System



05

09

02

01

08

07

05

04

06

10

10



内平开窗五金配件选项表

Hardware Configuration for SCPN500

| 序号 NO. | 配件名称 Item Name | | 代号 Code | 数量 Quantity | 备注 Remark |
|-----------|----------------|--------------------|-------------|----------------|--|
| 01 | 执手 | Handle | PZSN00130 | 1 | 可选配, 订购时需注明颜色 Optional, Please indicate the color while place the order |
| 02 | 传动器 | Transmitter | PCDQND07508 | 1 | 规格据窗型选配 Depends on window system |
| 03 | 隐形上合页 | Upper Pivot Hinge | PYHYSR0029 | 1 | 分左 (Left) 右 (Right) |
| 04 | 隐形下合页 | Bottom Pivot Hinge | PYHYXR0029 | 1 | 分左 (Left) 右 (Right) |
| 05 | 锁块 | Locking Plate | PSK00109 | 2 | 数量据锁点配 Depends on the number of lock point |
| 06 | 提升块 | Lifting Block | PTSK00102 | 1 | |
| 07 | 隐形中间锁 | Concealed Mid Lock | PYZS0039 | 1 | |
| 08 | 执手 | Handle | PZSN00230 | 1 | 可选配, 订购时需注明颜色 Optional, Please indicate the color while place the order |
| 09 | 传动器 | Transmitter | PCDQND01508 | 1 | 规格据窗型选配 Depends on window system |
| 10 | 防水盖 | Water Cap | PFSG001 | 2 | |

配置说明:

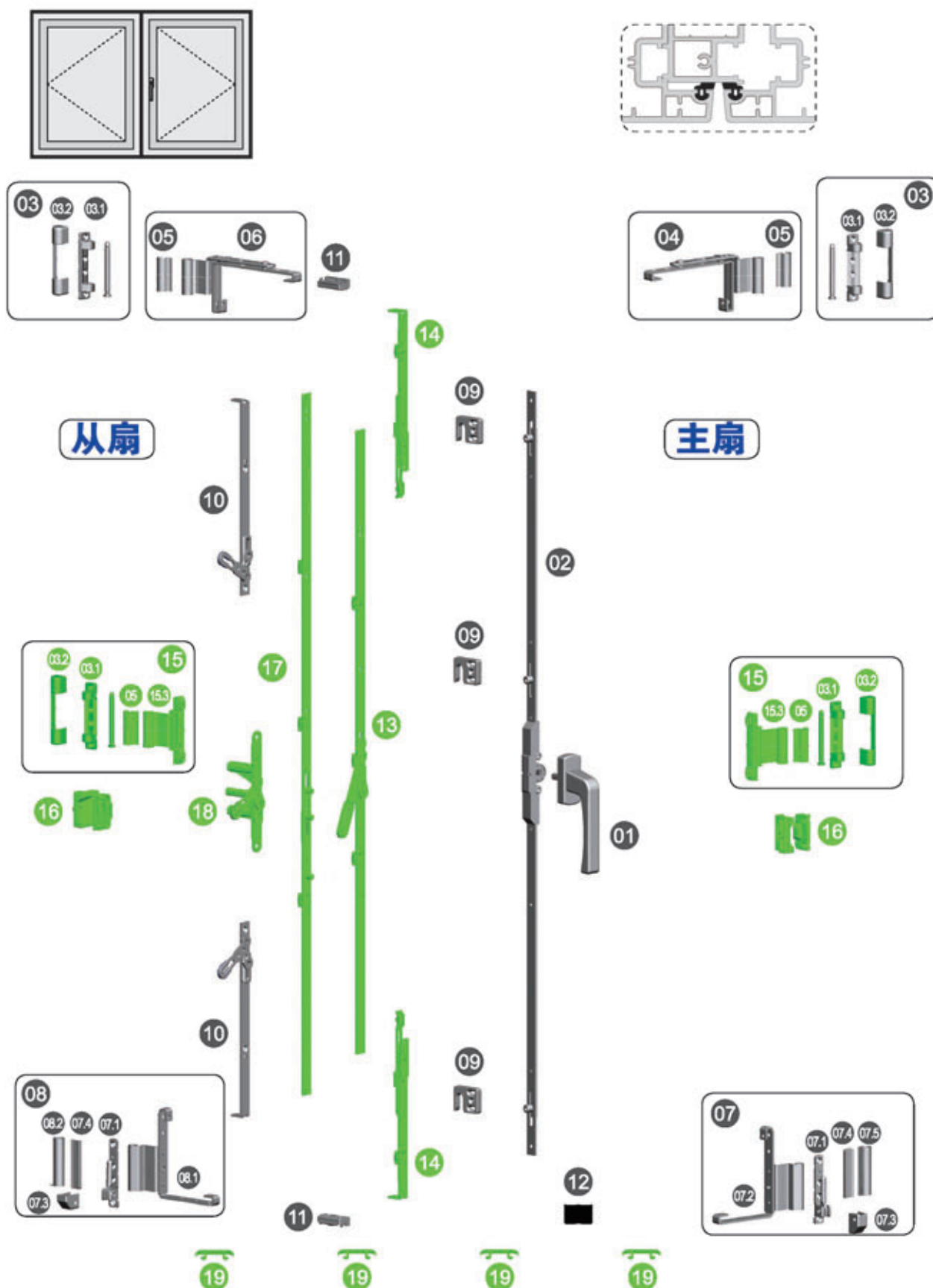
- 1、本配置使用 9 系型材, 另有 13 系配置。
- 2、本配置绿色图形的五金件为可选择性配件。
- 3、本配置适应于窗扇槽高 700mm-1600mm, 宽 400mm-750mm 的窗, 但在配件适用范围内并不是所有宽高比的窗型都适用。建议窗型的比例 (宽 / 高) 保持 (W)1:1.5(H)。
- 4、本配置最大承重 60kg。
- 5、如需进一步增加防盗性能, 可选择装有防盗锁点的五金配件。
- 6、以上仅供参考, 具体请咨询公司技术部。

Instruction:

- 1.Aboved configuration is suitable for "9" series PVC profile,Besides there is "13" series Configuration.
- 2.Items in green are selective.
3. This configuration is suitable for sash with height ranged from 700mm to 1600mm, and width ranged from 400mm to 750 mm .But not all of the selective items in suitable range can fit for different window proportion. The recommended proportion is Width:Height=1:1.5
- 4.Maximum load bearing capacity of SCPN500 is 60 kg.
- 5.To better improve the security, Security lock point can be installed.
- 6.This list is for reference only.Please contact us for more information.

4-1、SCDK100 系列 假中挺内对开窗五金系统

SCDK100 Series Double-leaf Window Hardware System With False Mullion



假中挺内对开窗五金配件选项表

Hardware Configuration for SCDK100

| 序号 NO. | 配件名称 Item Name | | 代号 Code | 数量 Quantity | 备注 Remark |
|-----------|----------------|-----------------------|----------------|----------------|--|
| 01 | 执手 | Handle | PZSN00130 | 1 | 可选配, 订购时需注明颜色 Optional, Please indicate the color while place the order |
| 02 | 传动器 | Transmitter | PCDQND07510 | 1 | 规格据窗型选配 Depends on window system |
| 03 | 上合页 | Upper Pivot Hinge | PHYSN003 | 2 | |
| | 03.1 上框组件 | Upper Frame Assembly | PHYSN003K | 2 | |
| | 03.2 外壳 | Outer Cover | PHYSN003-02 | 2 | 订购时需注明颜色 Please indicate the color while place the order |
| 04 | 角部拉杆 | Corner | PJBLGR0039 | 1 | 分左 (Left) 右 (Right) |
| 05 | 外壳 | Outer Cover | PHYSN002-03A | 2 | 订购时需注明颜色 Please indicate the color while place the order |
| 06 | 角部拉杆 | Corner | PJBLGL0039 | 1 | 分左 (Left) 右 (Right) |
| 07 | 下合页 | Bottom Pivot Hinge | PHYXNR0109 | 1 | |
| | 07.1 下框组件 | Bottom Frame Assembly | PHYXN010KA | 2 | |
| | 07.2 下扇组件 | Bottom Sash Assembly | PHYXNR0109SC | 1 | 分左 (Left) 右 (Right) |
| | 07.3 外壳 | Outer Cover | PHYXN0099-05 | 2 | 订购时需注明颜色 Please indicate the color while place the order |
| | 07.4 外壳 | Outer Cover | PHYXN0099-06 | 2 | 订购时需注明颜色 Please indicate the color while place the order |
| | 07.5 外壳 | Outer Cover | PHYXNR0099-07A | 1 | 订购时需注明颜色, 分左右 Please indicate the color while place the order, Left&Right |
| 08 | 下合页 | Bottom Pivot Hinge | PHYXNL0109 | 1 | |
| | 08.1 下扇组件 | Bottom Sash Assembly | PHYXNL0109SC | 1 | 分左 (Left) 右 (Right) |
| | 08.2 外壳 | Outer Cover | PHYXNL0099-07A | 1 | 订购时需注明颜色 Please indicate the color while place the order |
| 09 | 锁块 | Locking Plate | PSK002 | 3 | |
| 10 | 单动插销 | Socket | PCXGN012 | 2 | |
| 11 | 销块 | Dowel Block | PXK00209 | 2 | |
| 12 | 提升块 | Lifting Block | PTSK00102 | 1 | |
| 13 | 插销杆 | Socket | PCXGN012-15A | 1 | 规格据窗型选配 Depends on window system |
| 14 | 连接杆 | Linking Pod | PLJGN012-23A | 2 | |
| 15 | 中间合页 | Mid Pivot Hinge | PHYZ0039 | 2 | |
| | 03.1 上框组件 | Upper Frame Assembly | PHYSN003K | 2 | |
| | 03.2 外壳 | Outer Cover | PHYSN003-02 | 2 | 订购时需注明颜色 Please indicate the color while place the order |
| | 15.3 中扇组件 | Mid Sash Assembly | PHYZ0029SC | 2 | 可选配 Optional |
| | 05 外壳 | Outer Cover | PHYSN002-03A | 2 | 订购时需注明颜色 Please indicate the color while place the order |
| 16 | 隐形中间锁 | Concealed Mid | PYZS0059 | 2 | |
| 17 | 暗插销杆 | Concealed Socket | PCXGNY012-15A | 1 | 规格据窗型选配 Depends on window system |
| 18 | 扳手 | Spanner | PYBS001 | 1 | |
| 19 | 防水盖 | Water Cap | PFSG001 | 4 | |

配置说明:


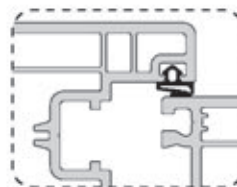
- 1、本配置使用 9 系型材, 另有 13 系配置。
- 2、本配置绿色图形的五金件为可选择性配件。
- 3、本配置适应于 (包括选配件) 窗扇槽高 600mm-2200mm 宽 400mm-1000mm 的窗, 但在配件适用范围内并不是所有宽高比的窗型都适用。建议窗型的比例 (宽高) 保 (W)1:1.5(H)。
- 4、本配置最大承重 90kg(承重级别取决于合页, 可参考合页系列) 最大承重与窗宽高比及玻璃厚度有关。
- 5、如需进一步增加防盗性能, 可选择装有防盗锁点的五金配件。
- 6、以上仅供参考, 具体请咨询公司技术部。

Instruction:

1. Above configuration is suitable for "9" series PVC profile. Besides there is "13" series configuration.
2. Items in green are selective.
3. This configuration is suitable for (including the selective items) sash with height ranged from 600mm to 2200mm and width ranged from 400mm to 1000 mm. But not all of the selective items in suitable range can fit for different window proportion. The recommended proportion is Width:Height=1:1.5
4. Maximum load bearing capacity of SCDK100 is 90 kg. (Different pivot hinge has different load bearing capacity, please refer to the pivot hinge series for details). The maximum load is also decided by window size, glass thickness and the proportion of the height & width.
5. To better improve the security, Security lock point can be installed.
6. This list is for reference only. Please contact us for more information.

5-1、SCPW100 系列 外平开窗五金系统

SCPW100 Series Open-out Side Hung Window Hardware System



外平开窗五金配件选项表

Hardware Configuration for SCPW100

| 序号 NO. | 配件名称 Item Name | | 代号 Code | 数量 Quantity | 备注 Remark |
|-----------|----------------|---------------|-----------------------------------|----------------|--|
| 01 | 执手 | Handle | P11 | 1 | 可选配, 订购时需注明颜色 Optional, Please indicate the color while place the order |
| 02 | 传动器 | Transmitter | PCDQWD02008 | 1 | 规格据窗型选配 Depends on window system |
| 03 | 滑撑 | Friction Stay | 参选滑撑系列 Refer to Pegstay Series | 2 | 规格据窗型选配 Depends on window system |
| 04 | 提升块 | Lifting Block | PTSK00102 | 1 | |
| 05 | 锁块 | Locking Plate | PSK00109 | 2 | 数量据锁点配 Depends on the number of lock point |
| 06 | 执手 | Handle | PZSW00231 | 1 | 可选配, 订购时需注明颜色 Optional, Please indicate the color while place the order |
| 07 | 防水盖 | Water Cap | PFSG001 | 2 | |

配置说明:

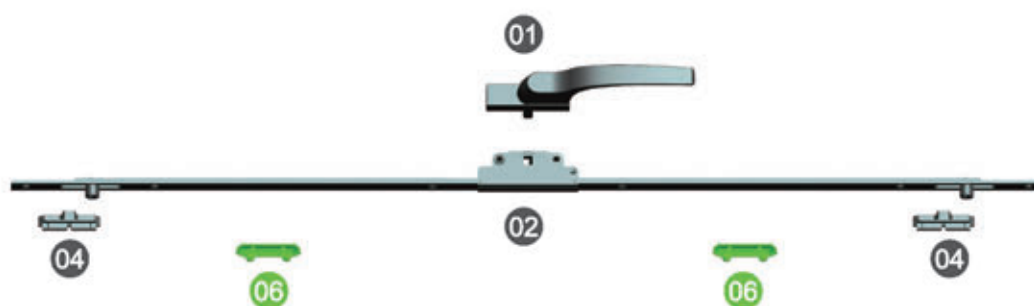
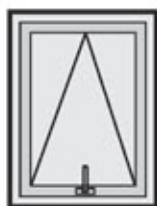
- 1、本配置绿色图形的五金件为可选择性配件。
- 2、承重级别取决于滑撑, 可参考滑撑系列, 最大承重与窗宽高比及玻璃厚度有关。
- 3、如需进一步增加防盗性能, 可选择装有防盗锁点的五金配件。
- 4、以上仅供参考, 具体请咨询公司技术部。

Instruction:

- 1.Items in green are selective.
- 2.Different Friction stay has different load bearing capacity, please refer to the Friction stay series for details,
The maximum load is also decided by window size, glass thickness and the proportion of the height & width.
- 3.To better improve the security, Security lock point can be installed.
- 4.This list is for reference only.Please contact us for more information.

6-1、SCSW100 系列 外开上悬窗五金系统

SCSW100 Series Open-out, Top Hung Window Hardware System



外开上悬窗五金配件选项表

Hardware Configuration for SCSW100

| 序号 NO. | 配件名称 Item Name | | 代号 Code | 数量 Quantity | 备注 Remark |
|-----------|----------------|-----------------|-----------------------------------|----------------|---|
| 01 | 执手 | Handle | P11 | 1 | 可选配，订购时需注明颜色 Optional, Please indicate the color while place the order |
| 02 | 传动器 | Transmitter | PCDQWD02008 | 1 | 规格据窗型选配 Depends on window system |
| 03 | 滑撑 | Friction Stay | 参选滑撑系列 Refer to Pegstay Series | 2 | 规格据窗型选配 Depends on window system |
| 04 | 锁块 | Locking Plate | PSK00109 | 2 | 数量据锁点配 Depends on the number of lock point |
| 05 | 防坠块 | Anti-drop Piece | 1630FJS-16 | 4 | |
| 06 | 防水盖 | Water Cap | PFSG001 | 2 | |

配置说明:

- 1、本配置绿色图形的五金件为可选择性配件。
- 2、承重级别取决于滑撑，可参考滑撑系列，最大承重与窗宽高比及玻璃厚度有关。
- 3、如需进一步增加防盗性能，可选择装有防盗锁点的五金配件。
- 4、以上仅供参考，具体请咨询公司技术部。

Instruction:

- 1.Items in green are selective.
- 2.Different Friction stay has different load bearing capacity, please refer to the Friction stay series for details,
The maximum load is also decided by window size, glass thickness and the proportion of the height & width.
- 3.To better improve the security, Security lock point can be installed.
- 4.This list is for reference only.Please contact us for more information.

隐藏旋钮 (Pop-up handle) PZSY003



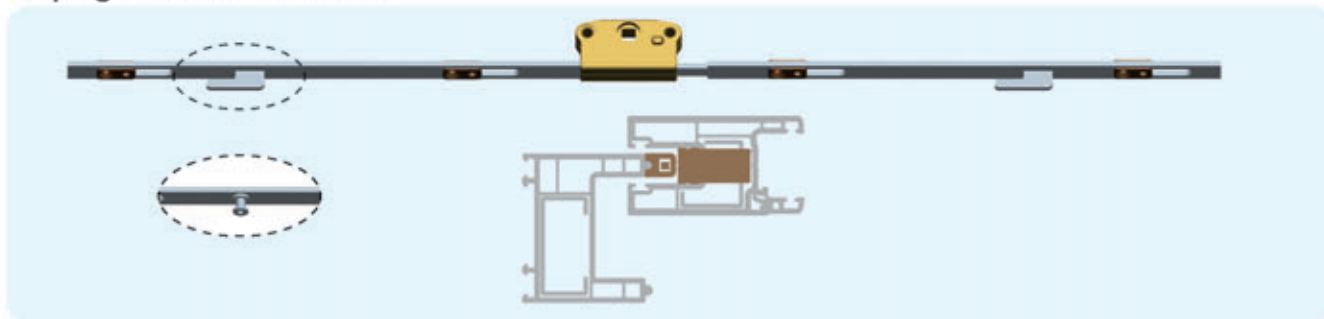
材质：优质铝合金和锌合金；

说明：主体与销轴间设有钢制垫片，销轴固定方钢，保证使用强度。

Material: High quality aluminium alloy and zinc ally;

Description: Steel gasket is provided between the main body and hinge pin, the spindle is fixed with the hinge pin, ensuring the use of strength.

传动器 PCDQ020 系列 Espag PCDQ020 serie



说明：此款传动器中心距为 20mm；

用于推拉门，锁点分钩锁和 "T" 形二种；

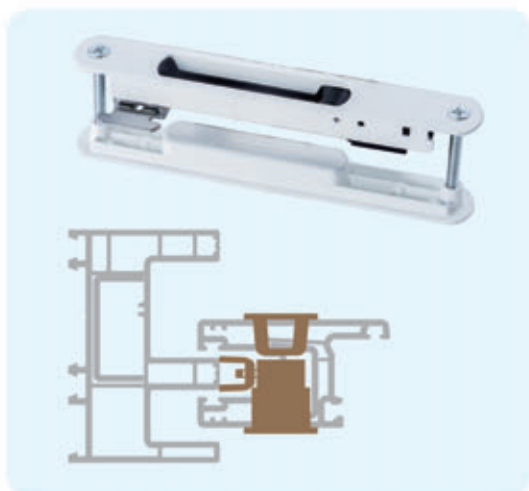
杆件长度规格：600—1400mm。

Description: The backset is 20mm;

Use for sliding door ,two kinds of lock points with hook lock point and "T" shape lock point;

The length specification: 600—1400mm.

双面手动锁 PSDSS004 Double manual sliding lock



说明：基体为锌合金材质，表面采用粉末喷涂处理；

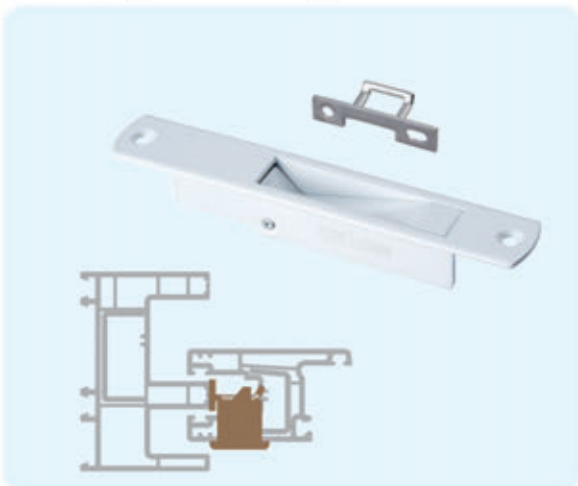
室内部分与手动锁 PSDS004 一样；

优点：用于推拉门，室内部分起开启和锁闭功能，室外部分起拉手作用。

Description: The material is zinc alloy,surface with powder coating,inside room part is the same as manual lock PSDS004;

Advantages: Use for sliding door , inside room part can open and lock,outside room part only as the exterior handle.

自动锁 (Touch lock) PZDSL/R005

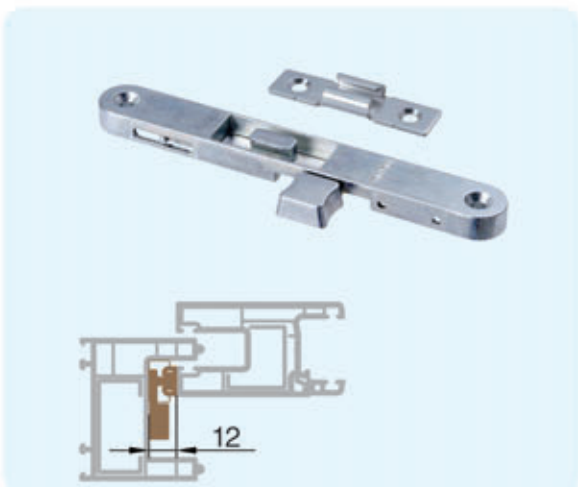


基体为铝合金材质，表面采用粉末喷涂处理，配套有碳钢镀锌锁钩；

面板处加大了宽度尺寸，降低了安装孔精度；
更适合对成本控制高的客户。

The material is aluminium alloy, surface with powder coating, with the carbon steel galvanized keeper;
Increase the width of the panel size, reducing the accuracy of the mounting holes;
Be more suitable for the strict cost control users.

单点锁 (Manual sliding lock) PDDS02

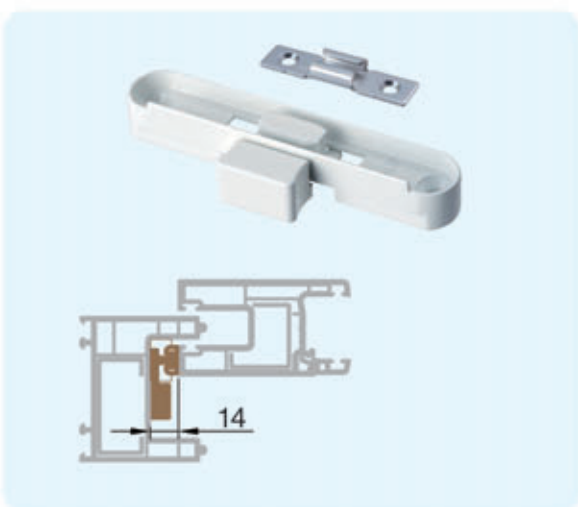


基体为锌合金材质，整体电镀处理；

用于框扇间隙为 12mm；
主要用于推拉门。

The material is zinc alloy, overall plating;
Use for the 12mm gap between frame and sash;
Mainly use for the sliding door.

单点锁 (Manual sliding lock) PDDS03



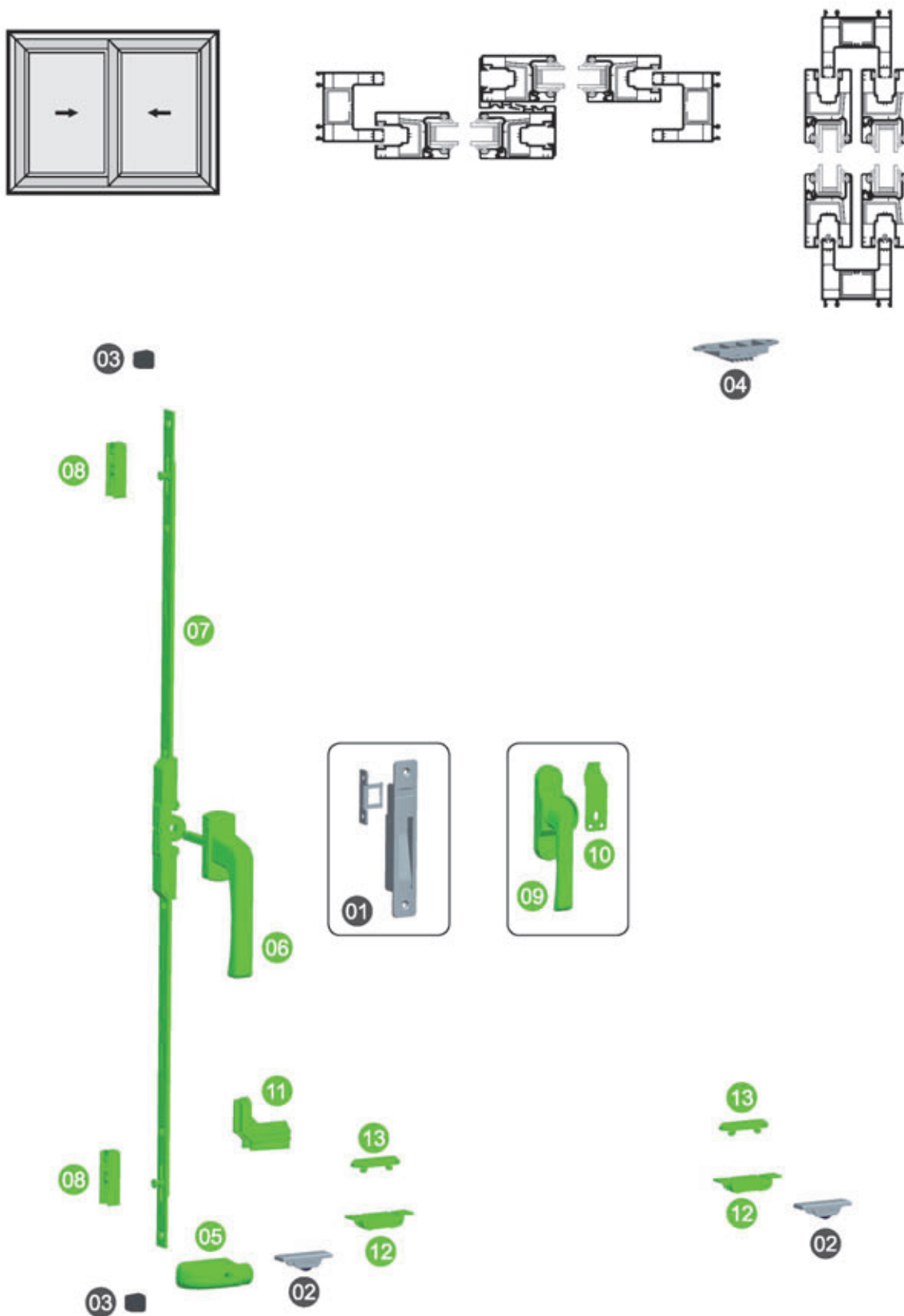
基体为锌合金材质，表面采用粉末喷涂处理；

用于框扇间隙为 14mm；
主要用于推拉窗。

The material is zinc alloy, surface with powder coating;
Use for the 14mm gap between frame and sash;
Mainly use for the sliding window.

7-1、SCTL100 系列 推拉窗五金系统

SCTL100 Series Sliding Window Hardware System



推拉窗五金配件选项表

Hardware Configuration for SCTL100

| 序号 NO. | 配件名称 Item Name | | 代号 Code | 数量 Quantity | 备注 Remark |
|-----------|----------------|------------------------|------------|----------------|---|
| 01 | 自动锁 | Automatic Sliding Lock | PZDSL002 | 1 | 可选配 (包含 PSG001 锁钩) 订购时需注明颜色 Optional (Including PSG001 Lock Hook) Please indicate the color while place the order |
| | | | PZDSR002 | 1 | |
| 02 | 88 单槽轮 | 88 Single Roller | PDHRC001 | 4 | 可选配 Optional |
| 03 | 防撞块 | Anti-strike Block | PFZK00102 | 4 | 规格据窗型选配 Depends on window system |
| 04 | 防盗块 | Anti-theft Piece | PFDK001 | 1 | |
| 05 | 防撞块 | Anti-strike Block | FK-D | 1 | |
| 06 | 执手 | Handle | PZSN00125 | 2 | 可选配。订购时需注明颜色 Optional, Please indicate the color while place the order |
| 07 | 传动器 | Transmitter | PCDQT07508 | 2 | 规格据窗型选配 Depends on window system |
| 08 | 锁座 | Locking Plate | PSK003 | 4 | |
| 09 | 月牙锁 | Moon Rotating Lock | PYSR001 | 1 | 分左右, 可选配。订购时需注明颜色 Left & Right, Optional. Please indicate the color while place the order |
| 10 | 锁钩 | Lock Hook | PSG004 | 1 | 规格据窗型选配 Depends on window system |
| 11 | 防撞块 | Anti-strike Block | PFZK003 | 1 | |
| 12 | 1670 槽轮 | 1670 Double Roller | PSHRC001 | 4 | 可选配 Optional |
| 13 | 防水盖 | Water Cap | PFSG001 | 4 | |

配置说明:

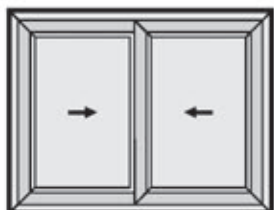
- 1、本配置绿色图形的五金件为可选择性配件。
- 2、本配置最大承重 40kg。(承重级别取决于滑轮, 可参考滑轮系列), 最大承重与窗宽高比及玻璃厚度有关。
- 3、以上仅供参考, 具体请咨询公司技术部。

Instruction:

- 1.Items in green are selective.
- 2.Maximum load bearing capacity of SCTL100 is 40 kg.(Different roller has different load bearing capacity, please refer to the roller series for details). The maximum load is also decided by window size, glass thickness and the proportion of the height & width.
- 3.This list is for reference only. Please contact us for more information.

8-1、SMTL100 系列 推拉门五金系统

SMTL100 Series Sliding Door Hardware System



推拉门五金配件选项表

Hardware Configuration for SCTL100

| 序号 NO. | 配件名称 Item Name | | 代号 Code | 数量 Quantity | 备注 Remark |
|-----------|----------------|-----------------------------|------------|----------------|---|
| 01 | 执手 | Handle | PZSN00125 | 2 | 可选配, 订购时需注明颜色 Optional, Please indicate the color while place the order |
| 02 | 传动器 | Transmitter | PCDQT01508 | 2 | 规格据窗型选配 Depends on window system |
| 03 | 12调节门轮 | 12 Adjustable Double Roller | PTHRC002 | 4 | |
| 04 | 防撞块 | Anti-strike Block | PFZK00102 | 4 | |
| 05 | 防盗块 | Anti-theft Piece | PFDK001 | 1 | |
| 06 | 防撞块 | Anti-strike Block | FK-D | 1 | |
| 07 | 锁座 | Locking Plate | PSK003 | 4 | |
| 08 | 手动锁 | Manual Sliding Lock | PSDSS004 | 2 | 可选配, 订购时需注明颜色 (不包含锁钩) Optional, Please indicate the color while place the order, Excluding lock Hook |
| 09 | 锁座 | Locking Plate | PSK008 | 2 | 可选配 Optional |
| 10 | 12活动双轮 | 12 Active Double Roller | PSHRC004A | 4 | 可选配 Optional |
| 11 | 防水盖 | Water Cap | PFSG001 | 4 | |

配置说明:

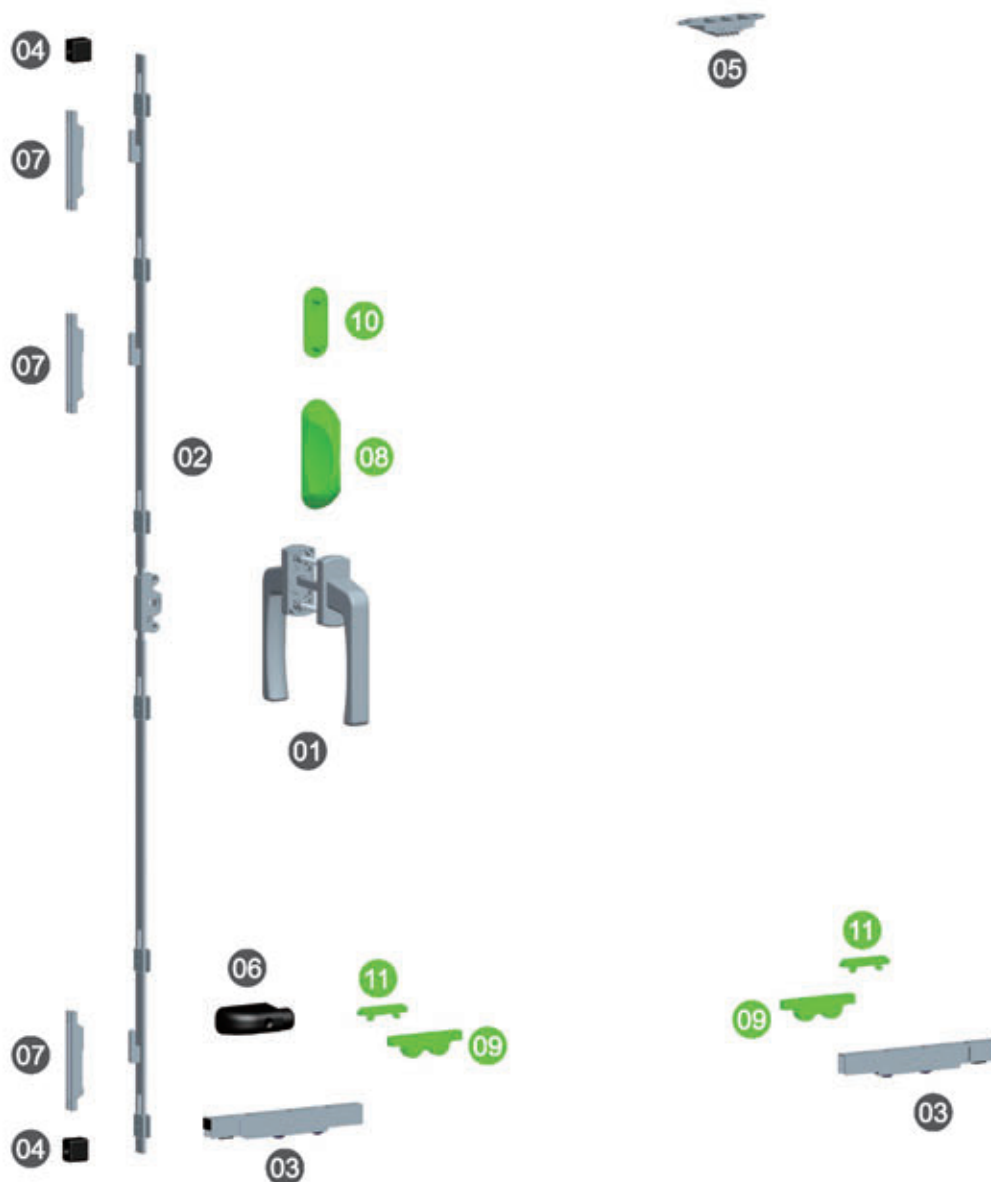
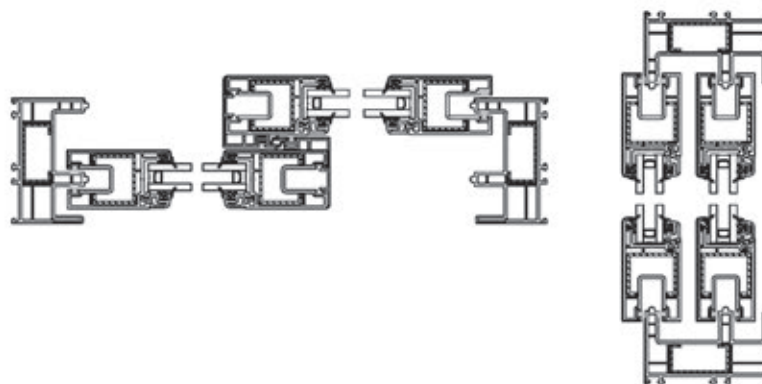
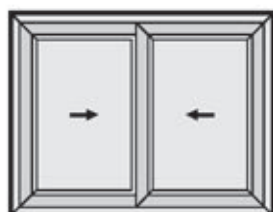
- 1、本配置绿色图形的五金件为可选择性配件。
- 2、本配置最大承重 90kg。(承重级别取决于滑轮, 可参考滑轮系列), 最大承重与窗宽高比及玻璃厚度有关。
- 3、以上仅供参考, 具体请咨询公司技术部。

Instruction:

- 1.Items in green are selective.
- 2.Maximum load bearing capacity of SMTL100 is 90 kg.(Different roller has different load bearing capacity, please refer to the roller series for details). The maximum load is also decided by window size, glass thickness and the proportion of the height & width.
- 3.This list is for reference only. Please contact us for more information.

8-2、SMTL200 系列 推拉门五金系统

SMTL200 Series Sliding Door Hardware System



推拉门五金配件选项表

Hardware Configuration for SMTL200

| 序号 NO. | 配件名称 Item Name | | 代号 Code | 数量 Quantity | 备注 Remark |
|-----------|----------------|-----------------------------|-------------|----------------|--|
| 01 | 执手 | Handle | PMZS00730 | 2 | 可选配, 订购时需注明颜色 Optional, Please indicate the color while place the order |
| 02 | 传动器 | Transmitter | PCDQ01214/I | 2 | 规格据窗型选配 Depends on window system |
| 03 | 15调节门轮 | 15 Adjustable Double Roller | PTHRC001 | 4 | |
| 04 | 防撞块 | Anti-strike Block | PFZK002 | 4 | |
| 05 | 防盗块 | Anti-theft Piece | PFDK001 | 1 | |
| 06 | 防撞块 | Anti-strike Block | FK-D | 1 | |
| 07 | 锁块 | Locking Plate | PSK006 | 6 | |
| 08 | 外拉手 | Exterior Handle | PMZS011-01 | 2 | 外拉手必须配单面执手用, 执手可选配 Exterior handle should be equipped with singleside handle, and selective |
| 09 | 15活动双轮 | 15 Active Double Roller | PSHRC003 | 4 | 可选配 Optional |
| 10 | 面板 | Plate | PMB101 | 2 | 面板必须配单面执手用, 执手可选配 Frame plate should be equipped with singleside handle, and selective |
| 11 | 防水盖 | Water Cap | PFSG001 | 4 | |

配置说明:

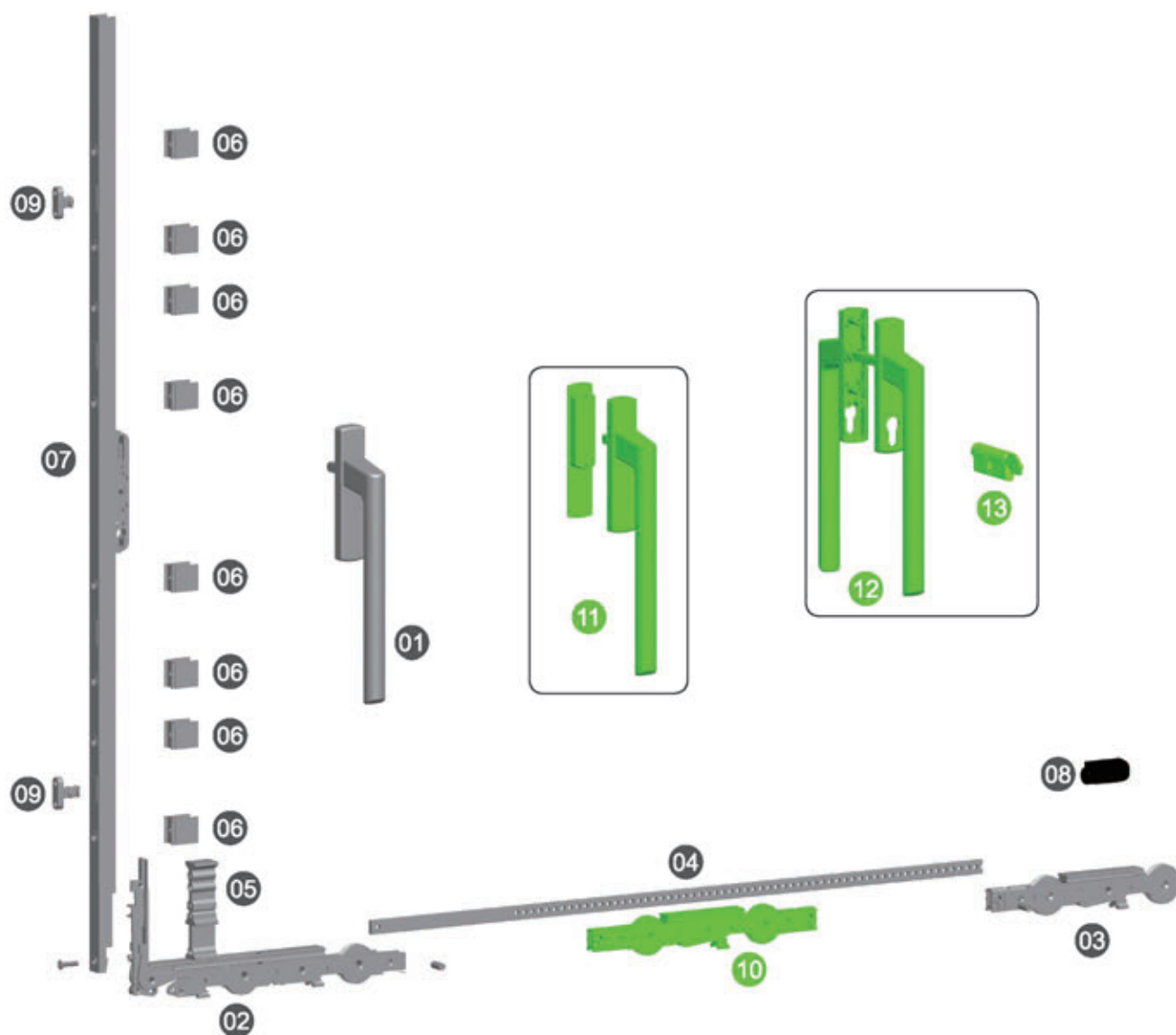
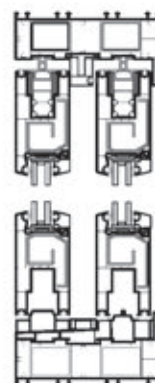
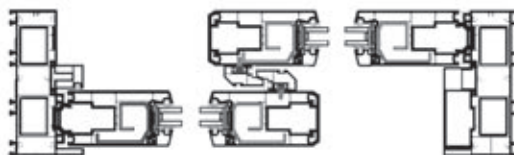
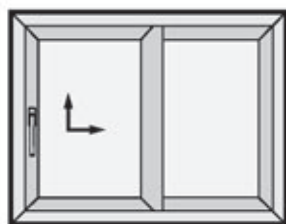
- 1、本配置绿色图形的五金件为可选择性配件。
- 2、本配置最大承重 90kg。(承重级别取决于滑轮, 可参考滑轮系列), 最大承重与窗宽高比及玻璃厚度有关。
- 3、以上仅供参考, 具体请咨询公司技术部。

Instruction:

- 1.Items in green are selective.
- 2.Maximum load bearing capacity of SMTL200 is 90 kg.(Different roller has different load bearing capacity, please refer to the roller series for details). The maximum load is also decided by window size, glass thickness and the proportion of the height & width.
- 3.This list is for reference only. Please contact us for more information.

9-1、SMTL100 系列 提升推拉门五金系统

SMTL100 Series Lifting and Sliding Door Hardware System



提升推拉门五金配件选项表

Hardware Configuration for SMTL100

| 序号 NO. | 配件名称 Item Name | | 代号 Code | 数量 Quantity | 备注 Remark |
|-----------|----------------|-------------------|------------|----------------|--|
| 01 | 执手 | Handle | PMZS100 | 1 | 可选配, 订购时需注明颜色 Optional, Please indicate the color while place the order |
| 02 | 前滑轮 | Front Roller | H50 | 1 | 规格据窗型选配 Depends on window system |
| 03 | 后滑轮 | Back Roller | H52 | 1 | |
| 04 | 连接杆 | Connect Rod | H52-10 | 1 | |
| 05 | 支撑座 | Supporting Socket | CDG2370-06 | 1 | |
| 06 | 支撑块 | Supporting Block | CDG2370-05 | 8 | |
| 07 | 传动锁 | Transmitter | CDG2370 | 1 | |
| 08 | 防撞块 | Anti-strike Block | FK-D | 1 | |
| 09 | 锁块 | Locking Plate | SK51 | 2 | |
| 10 | 中滑轮 | Middle Roller | H51 | 1 | 可选配 Optional |
| 11 | 执手 | Handle | PMZS102 | 1 | 可选配, 订购时需注明颜色 Optional, Please indicate the color while place the order |
| 12 | 执手 | Handle | Z102 | 1 | 可选配 Optional |
| 13 | 锁芯 | Cylinder | PSXAB | 1 | 可选配 Optional |

配置说明:

- 1、五金件、胶条、型材等的完美组合, 解决了传统系统的密封、防尘、隔音等问题。
- 2、运动灵活, 开启力小, 开启后轻松推拉。
- 3、防盗性能好, 采用防盗块, 在微通风的状态下仍具有防盗的功能。
- 4、开启扇重量最大 300kg, 开启扇重量由承重轮和数量决定。
- 5、提升推拉应用广泛, 适用于阳台门、阳光房间, 隔断间等等。
- 6、具体开启形式的配置方案请与我们的技术服务人员联系。

Instruction:

- 1.Perfect combination of hardware, gasket and profile to ensure the performance of air tightness、anti-dust and sound insulation.
- 2.Slide smoothly, Operate easily.
- 3.Perfect anti-theft function by using anti-theft piece even if in micro-ventilation position.
- 4.Maximum loading capacity is 300kg/sash, which depends on roller for bearing and the number of roller.
- 5.This series can be used widely,such as sunshine-room,balcony,partition door etc.
- 6.Other requirements, please consult kin long technician.

平开门 Swing door



平开门作为家居、办公等场所常用的隔断设施，因其良好的通透性及材料的可循环利用等受到人们的喜爱，可根据不同使用场合组合搭配。

Swing door, as separating facilities in office, home and other places, is favored by people by its good permeability and material recycling, various combination as options for different occasions.

主要特点：

内、外开均可实现，单扇、对开扇自由选择；

良好的防盗式隔断功能；

系统操作简便且安全性能高，后期维护方便；

根据不同等级性能要求有多种方案可供选择。

Main features:

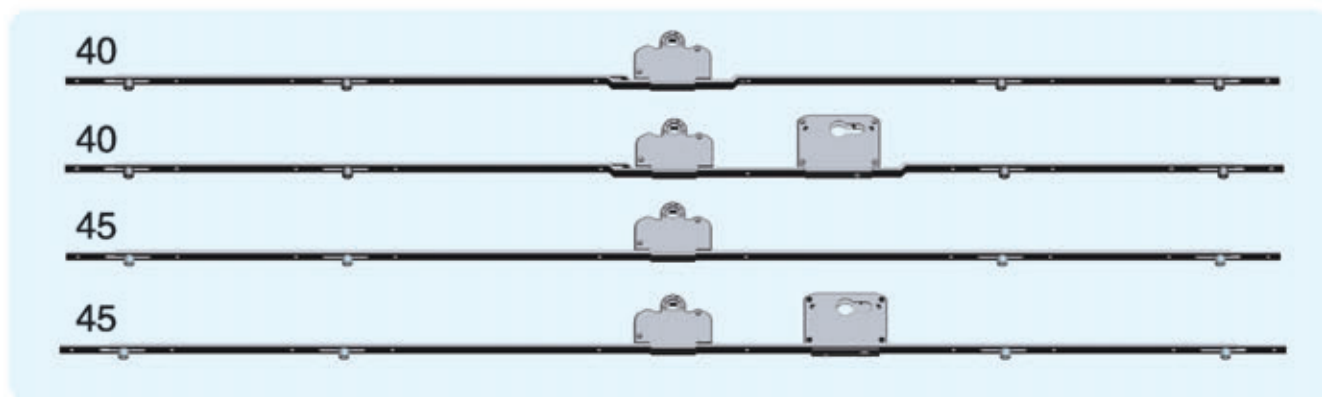
Both open in and out functions are available. Single-leaf and double-leaf can be freely chosen;

Good anti-thief function;

This system is easy to operate, high-performance and easy for maintenance;

There are various options to choose according to the different levels of performance requirements.

传动器 (Espag) PMCDQS04018/20 PMCDQSS04018/20
 PMCDQS04518/20 PMCDQSS04518/20



此类传动器中心距为 40、45mm, 分带锁盒和不带锁盒两类;

杆件长度规格: 1800mm 和 2000mm;

使用范围: 室内隔断门、阳台门、储藏室门等;

一体式杆件, 安装简便, 可配套较大腔体门型材, 提供更完善的解决方案。

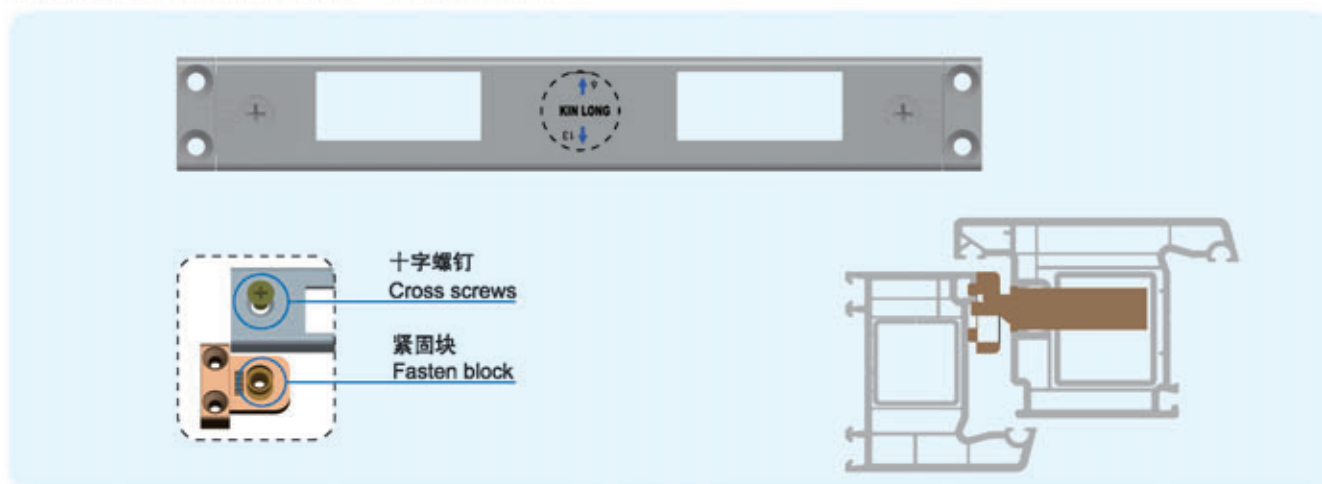
The backset is 40、45mm, with cylinder and without cylinder;

Length specification: 1800mm and 2000mm;

Use: interior partition doors, balcony doors, storage room doors;

Integrated type, easy to install, can be equipped with a large cavity door profiles to provide better solutions.

框面板 (Cover Plate) PKMB002



◆特点: 框面板方舌孔与斜舌孔集于一体减少安装工序;

◆通过改变安装方向即可实现 9 系和 13 系的对调;

◆安装方便, 有密封调节功能——调松十字螺钉, 紧固块可前后调节 $\pm 2\text{mm}$ 。

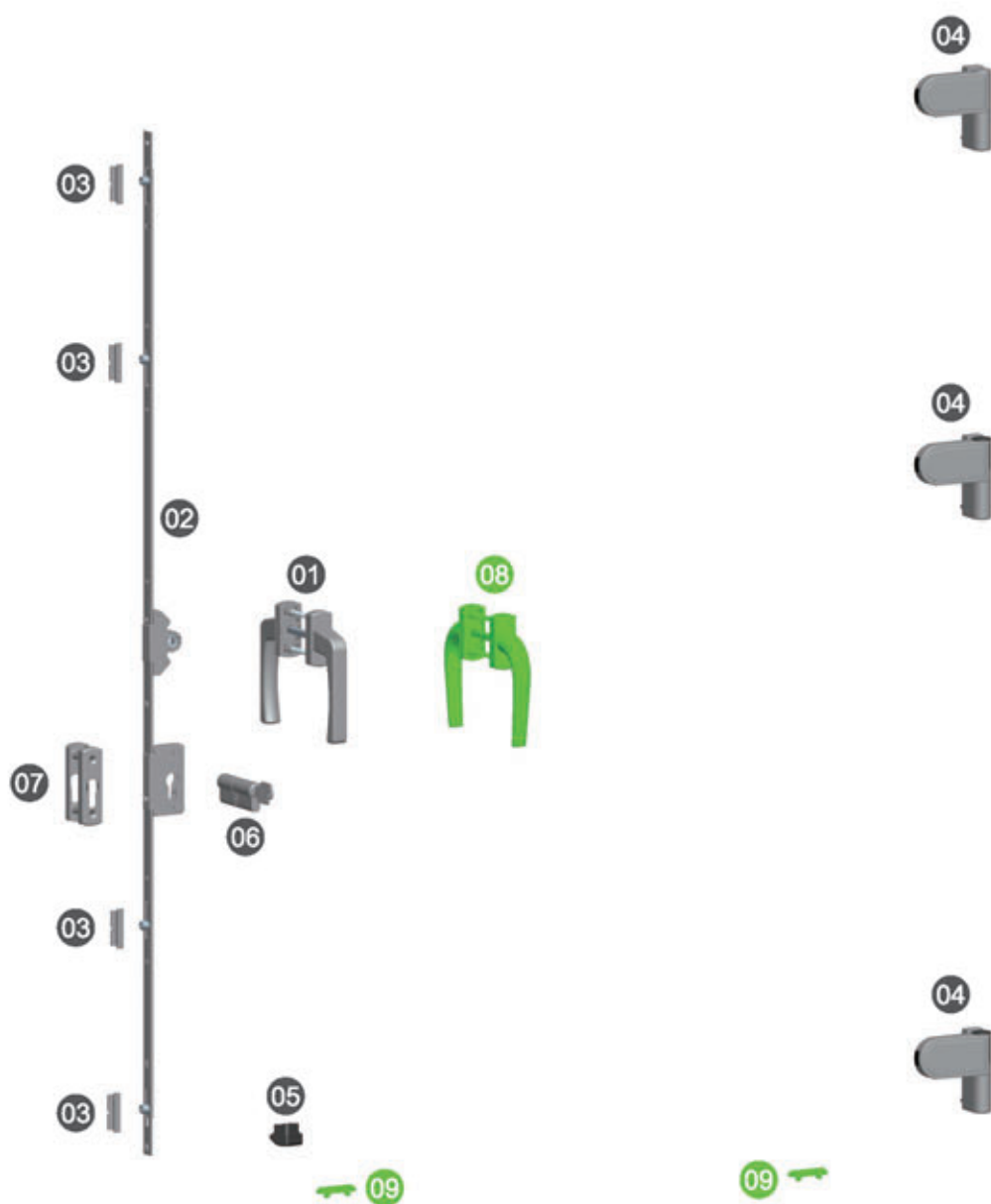
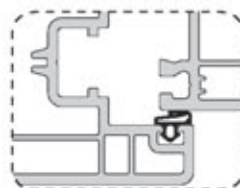

Features: The square tongue hole is together with oblique tongue hole to reduce the installation process;

Change the install direction can achieve the swap serie 9 and serie 13.

Easy installation, can be sealed and adjustable by loosen the cross screws, fasten block can be adjusted $\pm 2\text{mm}$ before and after.

10-1、SMP100 系列 平开门五金系统

SMP100 Series Side Hung Door Hardware System



平开门五金配件选项表

Hardware Configuration for SMP100

| 序号 NO. | 配件名称 Item Name | | 代号 Code | 数量 Quantity | 备注 Remark |
|-----------|----------------|---------------|--------------|----------------|--|
| 01 | 执手 | Handle | PMZS001 | 1 | 可选配, 订购时需注明颜色 Optional, Please indicate the color while place the order |
| 02 | 传动器 | Transmitter | PMCDQSS03018 | 1 | 可选配 Optional |
| 03 | 锁块 | Locking Plate | PSK00113A | 4 | |
| 04 | 合页 | Pivot Hinge | PMHY00180 | 3 | 可选配, 订购时需注明颜色 Optional, Please indicate the color while place the order |
| 05 | 提升块 | Lifting Block | PTSK00102 | 1 | |
| 06 | 锁芯 | Cylinder | PSXAB | 1 | 可选配 Optional |
| 07 | 锁面板 | Cover Plate | PMMB00101 | 1 | |
| 08 | 执手 | Handle | PMZS002 | 1 | 可选配, 订购时需注明颜色 Optional, Please indicate the color while place the order |
| 11 | 防水盖 | Water Cap | PFSG001 | 2 | |

配置说明:

- 1、本配置绿色图形的五金件为可选择性配件。
- 2、本配置最大承重 80kg(承重级别取决于合页, 可参考合页列) 最大承重与窗宽高比及玻璃厚度有关。
- 3、如需进一步增加防盗性能, 可选择装有防盗锁点的五金配件。
- 4、以上仅供参考, 具体请咨询公司技术部。

注 : (1) 方钢的长度 $L = \text{扇型材的厚度 } \delta + 30 (40) \text{ mm}$;

(2) M5 螺钉的长度 $L = \text{扇型材厚度 } \delta + 15 \text{ mm}$;

Instruction:

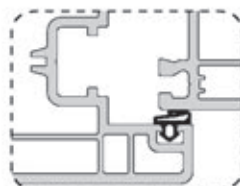
1. Items in green are selective.
2. Maximum load bearing capacity of SMP100 is 80 kg. (Different pivot hinge has different load bearing capacity, please refer to the pivot hinge series for details). The maximum load is also decided by window size, glass thickness and the proportion of the height & width.
3. To better improve the security, Security lock point can be installed.
4. This list is for reference only. Pls contact us for more information.

Note: (1) Handle quadrate-tongue Length $L = \text{Sash Thickness } \delta + 30 (40) \text{ mm}$;

(2) M5 Fixing Screw Length $L = \text{Sash Thickness } \delta + 15 \text{ mm}$;

10-2、SMP200 系列 平开门五金系统

SMP200 Series Side Hung Door Hardware System



平开门五金配件选项表

Hardware Configuration for SMP200

| 序号 NO. | 配件名称 Item Name | | 代号 Code | 数量 Quantity | 备注 Remark |
|-----------|----------------|-----------------------|------------|----------------|--|
| 01 | 执手 | Handle | PMZS010 | 1 | 可选配, 订购时需注明颜色 Optional, Please indicate the color while place the order |
| 02 | 门锁 | Door Lock | PMS30 / IA | 1 | 可选配 Optional |
| 03 | 框面板 | Cover Plate | PKMB002 | 1 | |
| 04 | 边传动杆 | Side Transmission Rod | PBCDG006 | 2 | 规格据门规格选配 Depends on door system |
| 05 | 锁块 | Locking Plate | PSK00113A | 2 | 数量据锁点配 Depends on the number of lock point |
| 06 | 合页 | Pivot Hinge | PMHY003150 | 3 | 可选配, 订购时需注明颜色 Optional, Please indicate the color while place the order |
| 07 | 提升块 | Lifting Block | PTSK00102 | 1 | |
| 08 | 锁芯 | Cylinder | PSXAB | 1 | 可选配 Optional |
| 09 | 门锁 | Door Lock | PMS30 / II | 1 | 可选配 Optional |
| 10 | 合页 | Pivot Hinge | PMHY002150 | 3 | 可选配, 订购时需注明颜色 Optional, Please indicate the color while place the order |
| 11 | 防水盖 | Water Cap | PFSG001 | 2 | |

配置说明:

- 1、本配置绿色图形的五金件为可选择性配件。
- 2、本配置最大承重 150kg(承重级别取决于合页, 可参考合页列) 最大承重与窗宽高比及玻璃厚度有关。
- 3、如需进一步增加防盗性能, 可选择装有防盗锁点的五金配件。
- 4、以上仅供参考, 具体请咨询公司技术部。

注 : (1) 方钢的长度 $L = \text{扇型材的厚度 } \delta + 30(40) \text{ mm}$;

(2) M5 螺钉的长度 $L = \text{扇型材厚度 } \delta + 15 \text{ mm}$;

Instruction:

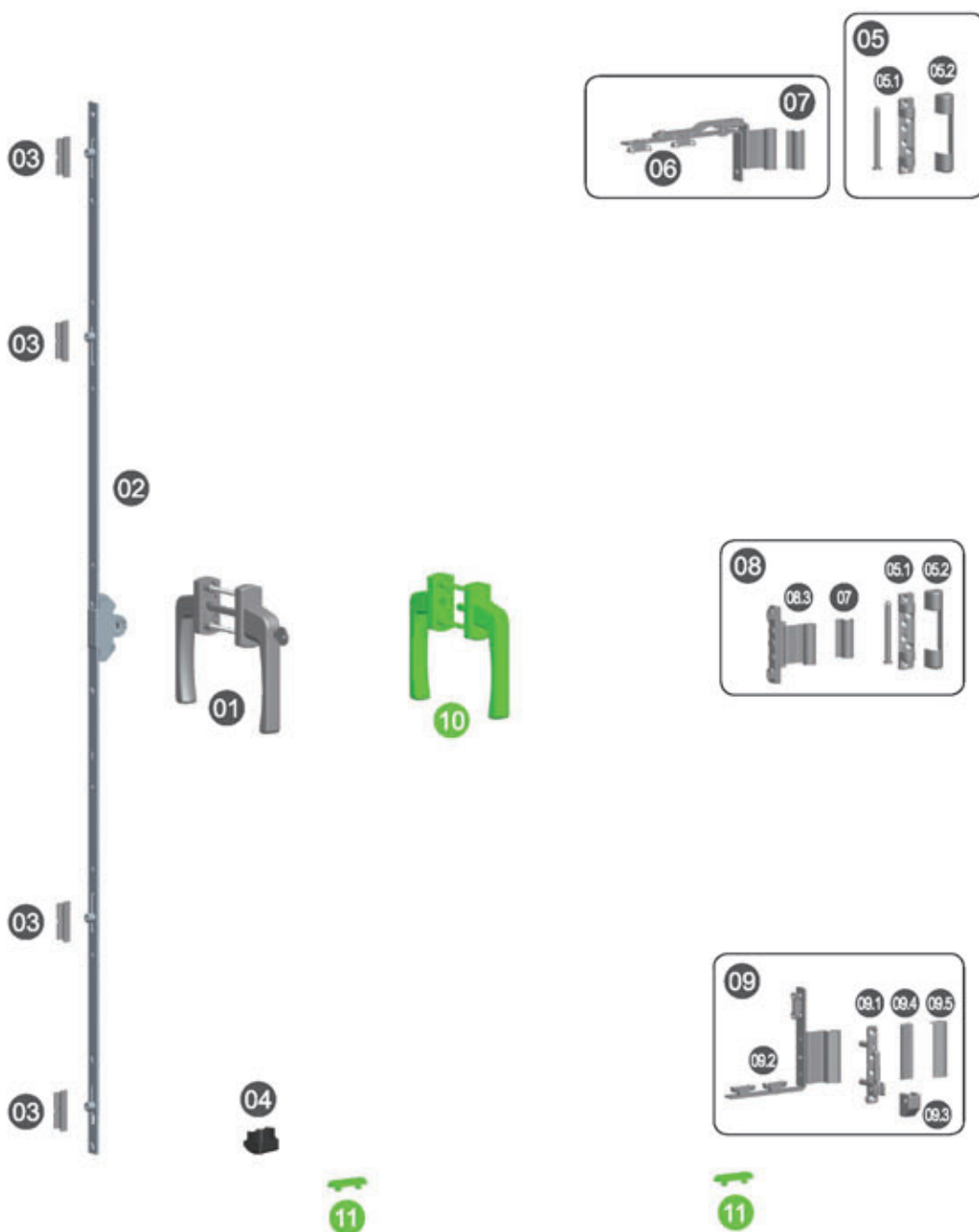
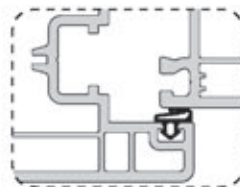
1. Items in green are selective.
2. Maximum load bearing capacity of SMP200 is 150 kg. (Different pivot hinge has different load bearing capacity, please refer to the pivot hinge series for details). The maximum load is also decided by window size, glass thickness and the proportion of the height & width.
3. To better improve the security, Security lock point can be installed.
4. This list is for reference only. Pls contact us for more information.

Note: (1) Handle quadrate-tongue Length $L = \text{Sash Thickness } \delta + 30(40) \text{ mm}$;

(2) M5 Fixing Screw Length $L = \text{Sash Thickness } \delta + 15 \text{ mm}$;

10-3、SMP300 系列 平开门五金系统

SMP300 Series Side Hung Door Hardware System



平开门五金配件选项表

Hardware Configuration for SMP300

| 序号 NO. | 配件名称 Item Name | | 代号 Code | 数量 Quantity | 备注 Remark |
|-----------|----------------|-----------------------|---------------|----------------|--|
| 01 | 执手 | Handle | PMZS009 | 1 | 订购时需注明颜色 Please indicate the color while place the order |
| 02 | 传动器 | Transmitter | PMCDQS03018 | 1 | 可选配 Optional |
| 03 | 锁块 | Locking Plate | PSK00113A | 4 | 数量据锁点配 Depends on the number of lock point |
| 04 | 提升块 | Lifting Block | PTSK00102 | 1 | |
| 05 | 上合页 | Upper Pivot Hinge | PHYSN002 | 1 | |
| | 05.1 上框组件 | Upper Frame Assembly | PHYSN002K | 1 | |
| | 05.2 外壳 | Outer Cover | PHYSN002-04 | 1 | 订购时需注明颜色 Please indicate the color while place the order |
| 06 | 角部拉杆 | Corner | PJBLGR00213 | 1 | 分左 (Left) 右 (Right) |
| 07 | 外壳 | Outer Cover | PHYSN002-03A | 1 | 订购时需注明颜色 Please indicate the color while place the order |
| 08 | 中间合页 | Mid Pivot Hinge | PHYZ00213 | 1 | |
| | 05.1 上框组件 | Upper Frame Assembly | PHYSN002K | 1 | |
| | 05.2 外壳 | Outer Cover | PHYSN002-04 | 1 | 订购时需注明颜色 Please indicate the color while place the order |
| | 08.3 中扇组件 | Mid Sash Assembly | PHYZ00213SC | 1 | |
| | 07 外壳 | Outer Cover | PHYSN002-03A | 1 | 订购时需注明颜色 Please indicate the color while place the order |
| 09 | 下合页 | Bottom Pivot Hinge | PHYXNR00913 | 1 | |
| | 09.1 下框组件 | Bottom Frame Assembly | PHYXNR009KA | 1 | |
| | 09.2 下扇组件 | Bottom Sash Assembly | PHYXNR00913SC | 1 | 分左 (Left) 右 (Right) |
| | 09.3 外壳 | Outer Cover | PHYXNR009-05 | 1 | 订购时需注明颜色 Please indicate the color while place the order |
| | 09.4 外壳 | Outer Cover | PHYXNR009-06 | 1 | 订购时需注明颜色 Please indicate the color while place the order |
| | 09.5 外壳 | Outer Cover | PHYXNR009-07A | 1 | 订购时需注明颜色, 分左右 Please indicate the color while place the order, Left&Right |
| 10 | 执手 | Handle | PMZS00735 | 1 | 订购时需注明颜色 Please indicate the color while place the order |
| 11 | 防水盖 | Water Cap | PFSG001 | 2 | |

配置说明:

- 1、本配置绿色图形的五金件为可选择性配件。
- 2、本配置最大承重 65kg(承重级别取决于合页, 可参考合页列) 最大承重与窗宽高比及玻璃厚度有关。
- 3、如需进一步增加防盗性能, 可选择装有防盗锁点的五金配件。
- 4、以上仅供参考, 具体请咨询公司技术部。

注 : (1) 方钢的长度 $L = \text{扇型材厚度 } \delta + 30(40)\text{mm}$;

(2) M5 螺钉的长度 $L = \text{扇型材厚度 } \delta + 15\text{mm}$;

Instruction:

1. Items in green are selective.
2. Maximum load bearing capacity of SMP300 is 65 kg. (Different pivot hinge has different load bearing capacity, please refer to the pivot hinge series for details). The maximum load is also decided by window size, glass thickness and the proportion of the height & width.
3. To better improve the security, Security lock point can be installed.
4. This list is for reference only. Pls contact us for more information.

Note: (1) Handle quadrate-tongue Length $L = \text{Sash Thickness } \delta + 30(40)\text{mm}$;

(2) M5 Fixing Screw Length $L = \text{Sash Thickness } \delta + 15\text{mm}$;

执手系列特点 Features of Handle Series

◆ 窗执手代号说明:

例 :P ZS N 001 30

P: 塑窗 ZS: 执手 N: 内开 001: 序列号 30: 方钢外露长度

◆ 门执手代号说明:

例 :P M ZS 001

P: 塑窗 M: 门 ZS: 执手 001: 序列号

注: 未按此规定出示的代号为通用铝合金门窗的产品, 一律用原代号。

◆ Direction for Codes of Window Handles

Example:P ZS N 001 30

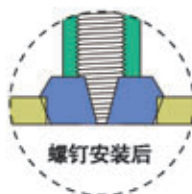
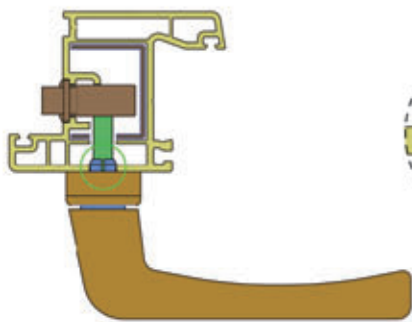
P:PVC Window ZS: handle N:open-in 001:series code 30:length of quadrate-tongue

◆ Direction for Series Codes of Door Handles

Example:P M ZS 001

P:PVC Window M:door ZS: handle 001:series code

Note:The products which are not named under this direction are KinLong's common products and the previous code of the product is available



执手中执手座垫采用公司专利膨胀设计, 加强执手与型材之间紧固作用。

The handle base cushion is using our patent design of expansion which strengthen the tightening between the handle and profile.

螺钉安装时使执手座垫膨胀, 螺钉不易松动。

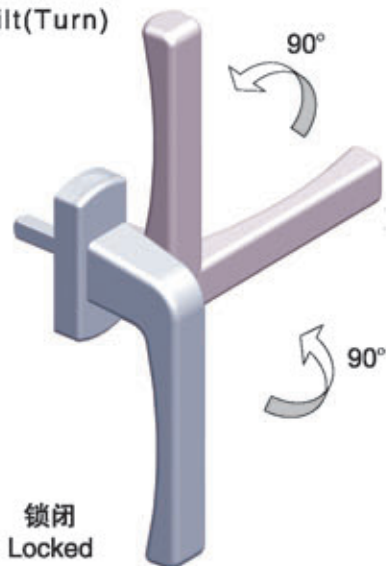
When installing the screw, the handle base will inflate to tighten the screw.

| 粗犷系列 Rough serie | 安全管理系列 Safety management serie | 纱窗系列 Sreen window serie |
|---------------------|-----------------------------------|----------------------------|
| | | |

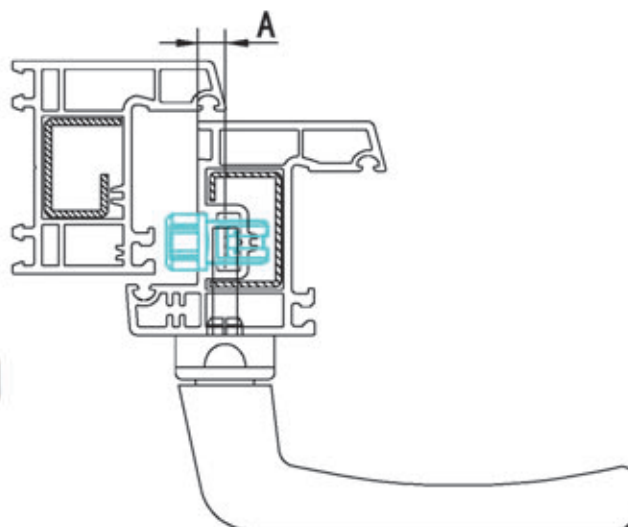
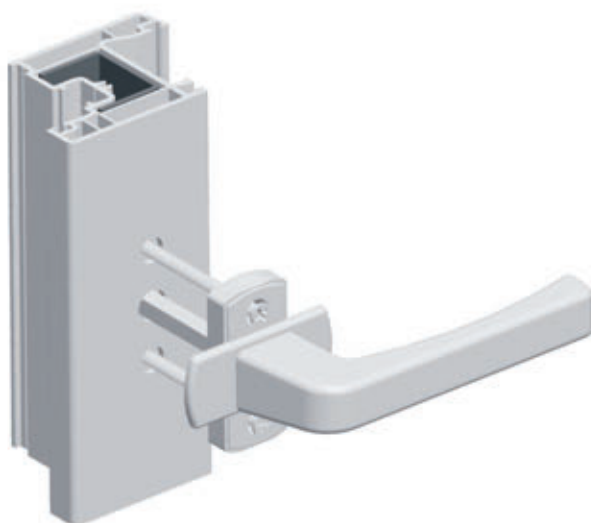
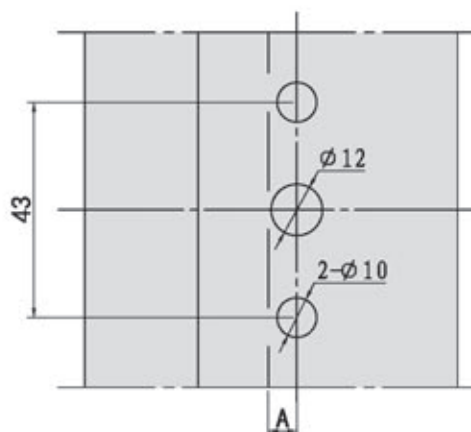
执手系列 Handle Series

内开执手使用 / 安装示意
Open-in Handle Use/ Installation Illustration

下悬 (平开)
Tilt(Turn)



平开 (下悬)
Turn(Tilt)



尺寸 A 为所选传动器的中心距尺寸。

例：配合 PCDQN07507-09A 传动器时，“A”尺寸即为 7.5。

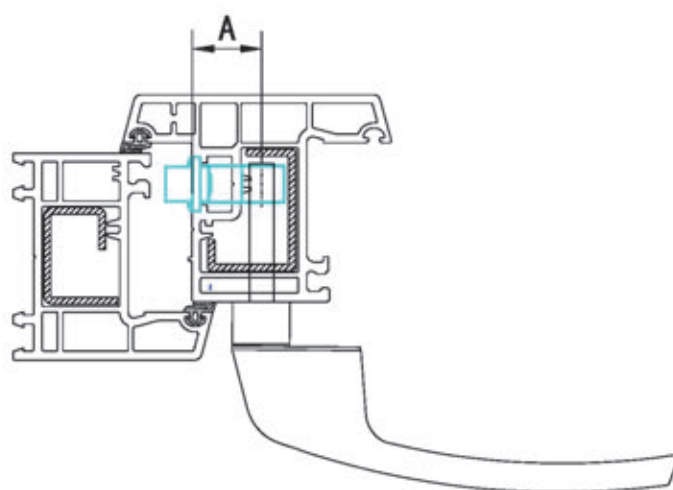

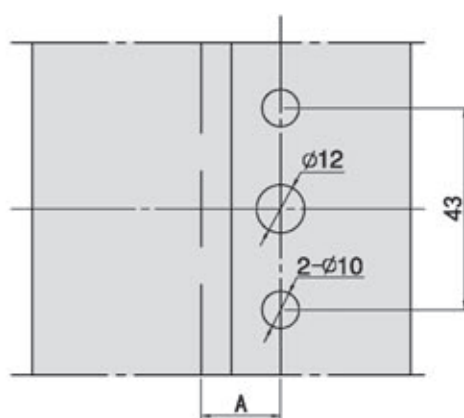
Dimension A refers to the center to center distance of the transmitter

For example: matching PCDQN07507-09A Transmitter distance, the length of "A" is 7.5

执手系列 Handle Series

外开执手使用 / 安装示意

Open-out Handle Use/ Installation Illustration



尺寸 A 为所选传动器的中心距尺寸。

例：配合 PCDQWD02010 传动器时，“A”尺寸即为 20。

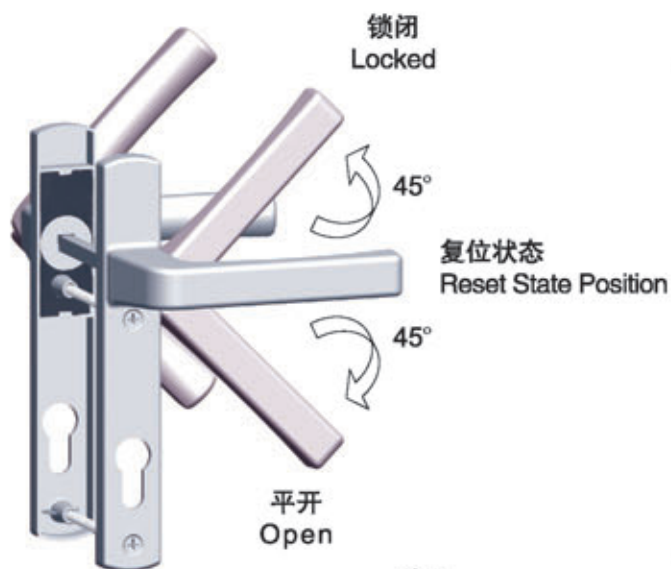
Dimension A refers to the center to center distance of the transmitter

For example: matching PCDQWD02010 Transmitter distance, the length of "A" is 20

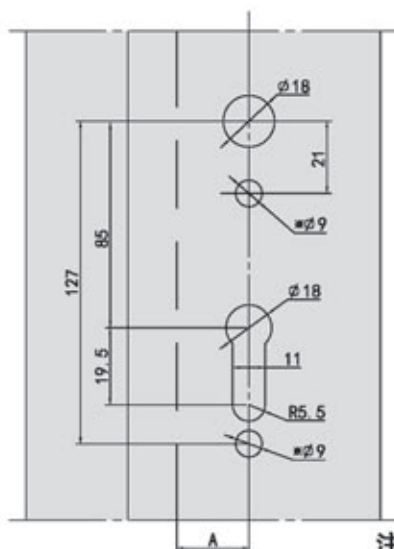
执手系列 Handle Series

与门锁配合的门执手使用 / 安装示意

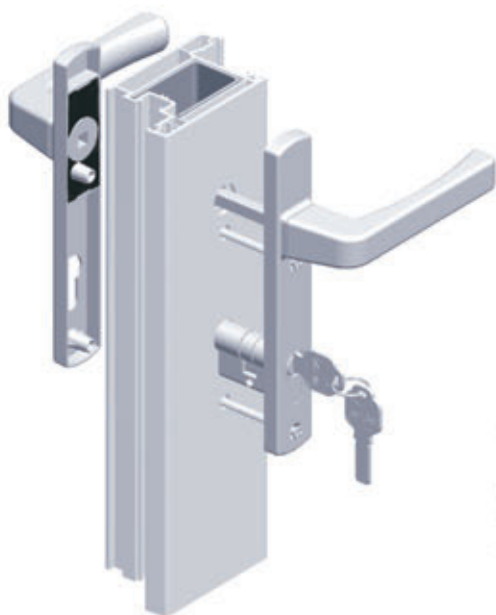
Door Handle Matching with Lock Use / Installation Illustration



注 1
Note1



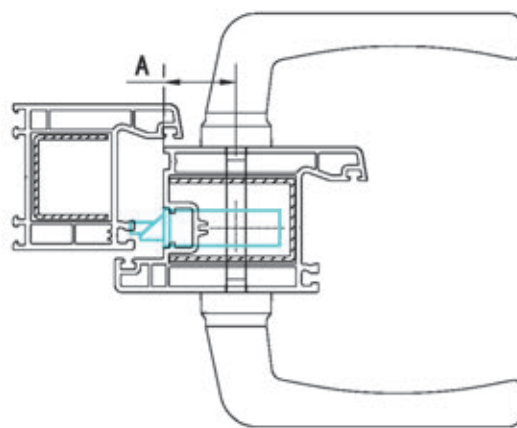
注 2
Note2



注 1:

转动执手实现开启或锁闭功能之后, 执手会自动返回到复位状态。

Note1: After achieve open or close function by turning the handle, the handle return to reset state automatically.



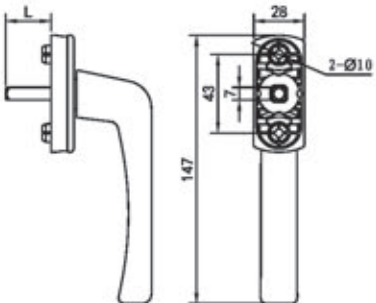

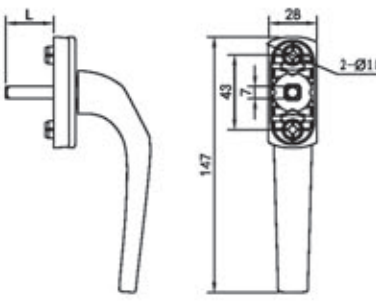

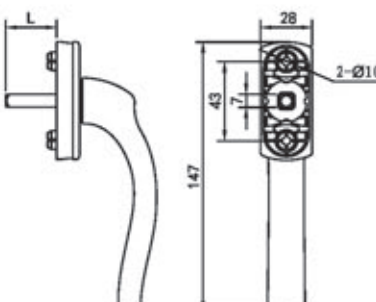

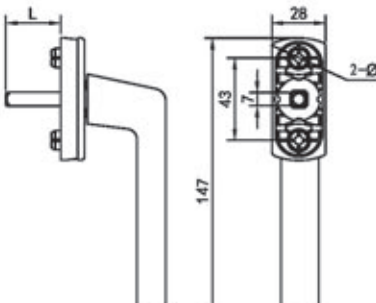

注 2:

- 1、尺寸 “A” 为所选门锁的中心距尺寸。
例: 配合 PMS30/ II 门锁时, “A” 尺寸即为 30。
- 2、选用 MZS218A 执手时, 带 “※” 的孔径尺寸为 $\phi 10$ 。选用其它执手时, 带 “※” 的孔径尺寸为 $\phi 9$ 。


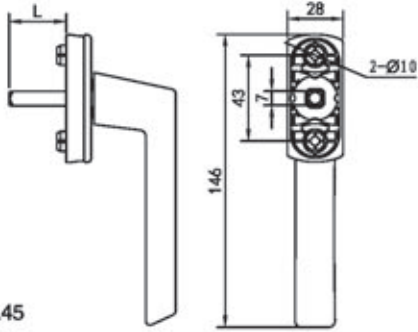

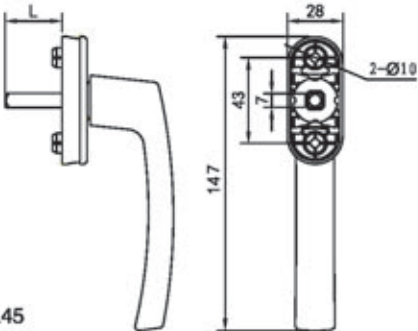

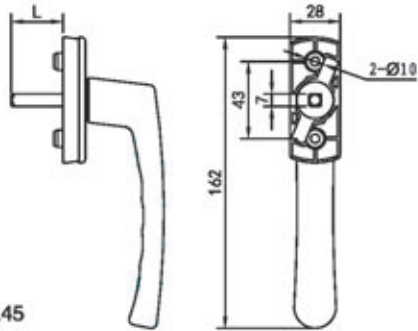

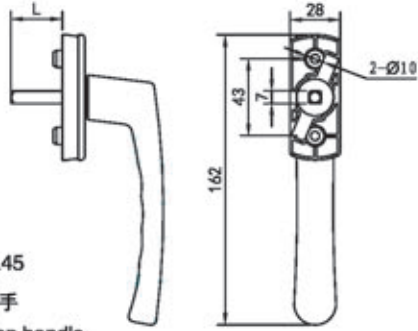
Note2:

1. Dimension “A” refers to the center to center distance of the transmitter. For example: matching PMS30/ II Door Lock distance, the length of “A” is 30.
2. Selecting MZS218A handle, the size of aperture With “※” is $\phi 10$. Selecting others, the size of aperture with “※” is $\phi 9$.

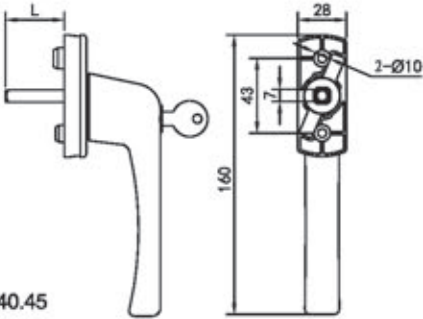

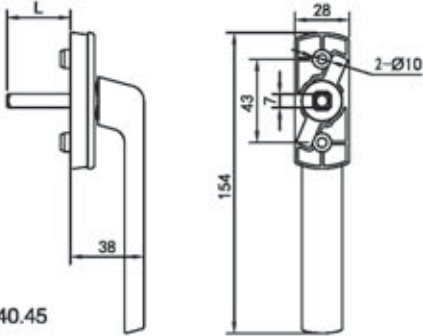

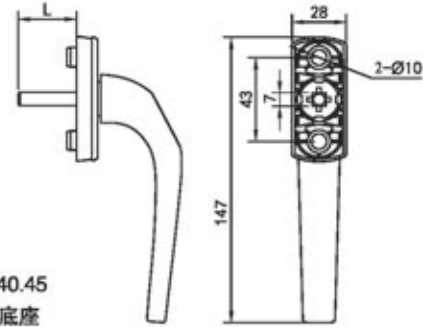

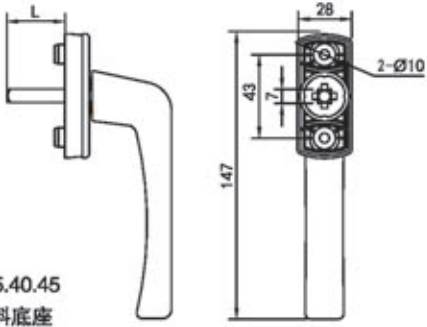

执手系列 Handle Series

| | |
|---|---|
|  <p>L=25.30.35.40.45</p> | <p>PZSN00130</p>  |
|  <p>L=25.30.35.40.45</p> | <p>PZSN00230</p>  |
|  <p>L=25.30.35.40.45</p> | <p>PZSN00330</p>  |
|  <p>L=25.30.35.40.45</p> | <p>PZSN00430</p>  |

执手系列 Handle Series

| | |
|---|---|
|  | <p>PZSN00530</p>  <p>L=25.30.35.40.45</p> |
|  | <p>PZSN00630</p>  <p>L=25.30.35.40.45</p> |
|  | <p>PZSN00730</p>  <p>L=25.30.35.40.45</p> |
|  | <p>PZSN00830</p>  <p>L=25.30.35.40.45</p> <ul style="list-style-type: none"> ◆ 45° 定位执手 ◆ 45° Location handle |

执手系列 Handle Series

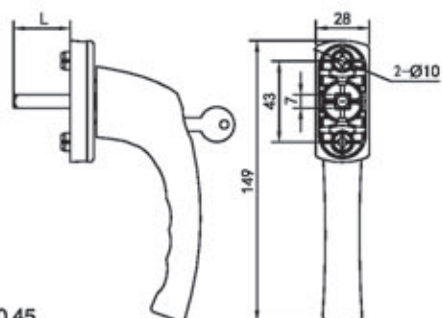
| | |
|--|--|
|  <p>L=25.30.35.40.45</p> | <p>PZSN00930</p>  |
|  <p>L=25.30.35.40.45</p> | <p>PZSN01030</p>  |
|  <p>L=25.30.35.40.45</p> <ul style="list-style-type: none"> ◆ 工程塑料底座 ◆ Project plastic base plate | <p>PZSN01330</p>  |
|  <p>L=25.30.35.40.45</p> <ul style="list-style-type: none"> ◆ 工程塑料底座 ◆ Project plastic base plate | <p>PZSN01430</p>  <p>新</p> |

执手系列 Handle Series

新



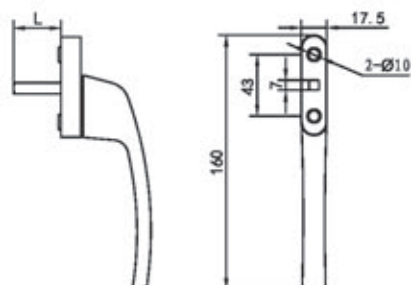
PZSN01730



L=25.30.35.40.45



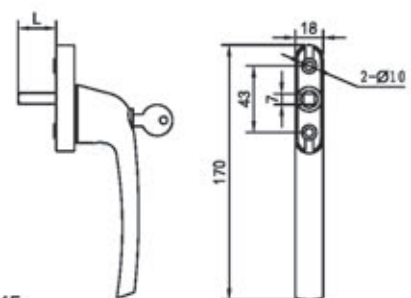
PZSW00131



L=26.31.35.40.45



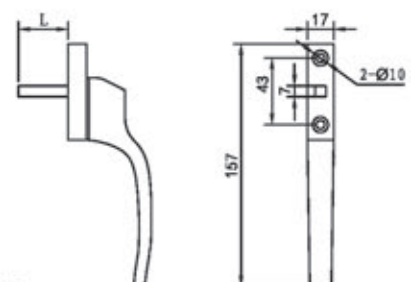
PZSW00231



L=26.31.35.40.45

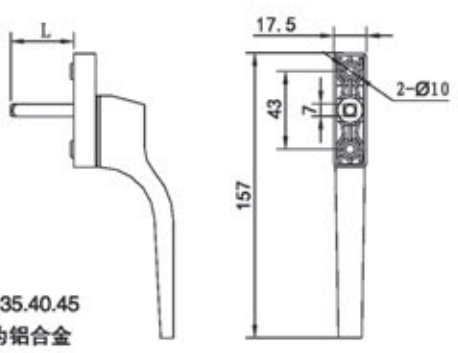

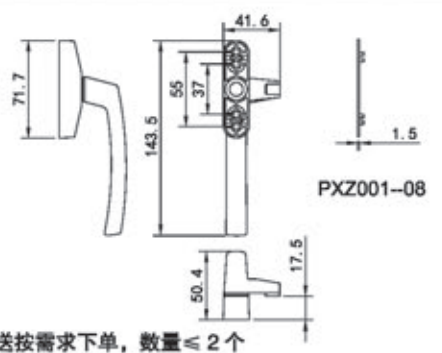



P11


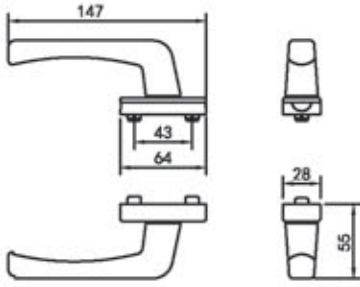

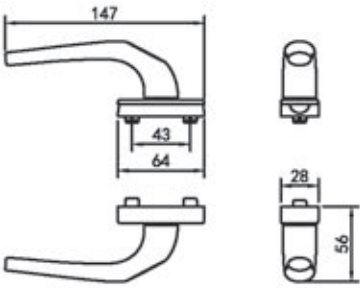

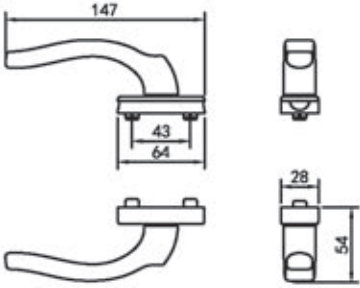

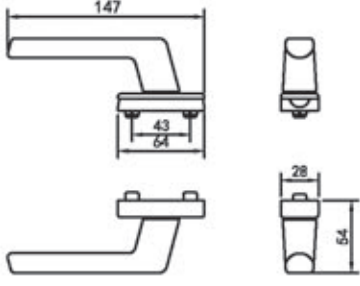


L=26.31.35.40.45

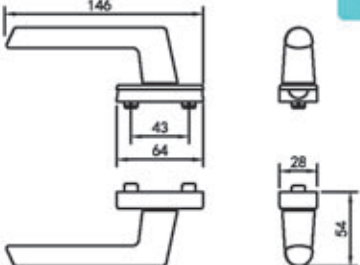

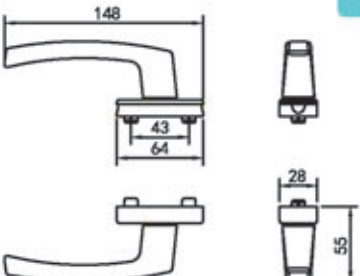

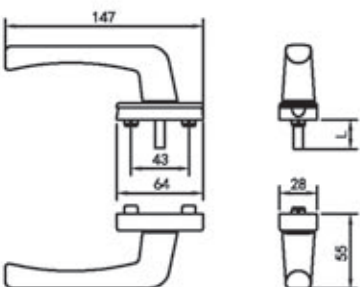

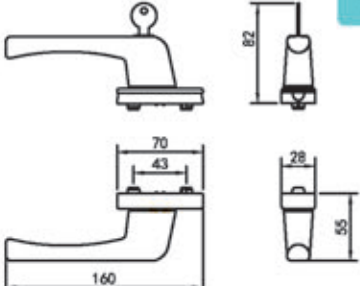

执手系列 Handle Series

| | |
|---|--|
|  <p>L=26.31.35.40.45</p> <ul style="list-style-type: none"> ◆ 材质为铝合金 ◆ Material is aluminum alloy | <p>PZSW00531</p>  <p>新</p> |
|  <p>PXZ001-08</p> <ul style="list-style-type: none"> ◆ 分左右 ◆ 垫片配送按需求下单, 数量 ≤ 2 个 ◆ Left & right ◆ Place order as needed for the cushion, quantity ≤ 2 nos | <p>PXZSR001</p>  |

执手系列 Handle Series

| | |
|---|---|
|  | <p>PMZS001</p>  <ul style="list-style-type: none"> ◆ 方钢规格 7×7 方钢插入深度 15-20mm ◆ Quadrate-tongue Specification: 7x7 Inserted length of quadrate-tongue is 15-20mm |
|  | <p>PMZS002</p>  <ul style="list-style-type: none"> ◆ 方钢规格 7×7 方钢插入深度 15-20mm ◆ Quadrate-tongue Specification: 7x7 Inserted length of quadrate-tongue is 15-20mm |
|  | <p>PMZS003</p>  <ul style="list-style-type: none"> ◆ 方钢规格 7×7 方钢插入深度 15-20mm ◆ Quadrate-tongue Specification: 7x7 Inserted length of quadrate-tongue is 15-20mm |
|  | <p>PMZS004</p>  <ul style="list-style-type: none"> ◆ 方钢规格 7×7 方钢插入深度 15-20mm ◆ Quadrate-tongue Specification: 7x7 Inserted length of quadrate-tongue is 15-20mm |

执手系列 Handle Series

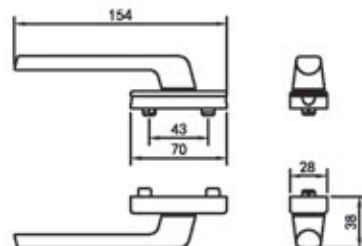
| | |
|---|---|
|  <p>◆ 方钢规格 7×7 方钢插入深度 15~20mm ◆ Quadrate-tongue Specification: 7x7 Inserted length of quadrate-tongue is 15~20mm</p> | <p>PMZS005</p>  |
|  <p>◆ 方钢规格 7×7 方钢插入深度 15~20mm ◆ Quadrate-tongue Specification: 7x7 Inserted length of quadrate-tongue is 15~20mm</p> | <p>PMZS006</p>  |
|  <p>L=30.35.40.45</p> | <p>PMZS00730</p>  |
|  <p>◆ 方钢规格 7×7 方钢插入深度 15~20mm ◆ Quadrate-tongue Specification: 7x7 Inserted length of quadrate-tongue is 15~20mm</p> | <p>PMZS009</p>  |

执手系列 Handle Series

新



PMZS011

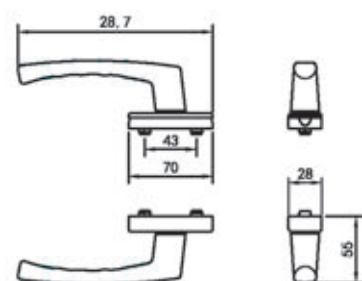


- ◆ 方钢规格 7×7
方钢插入深度 15mm
- ◆ Quadrate-tongue Specification: 7x7
Inserted length of quadrate-tongue is 15mm

新



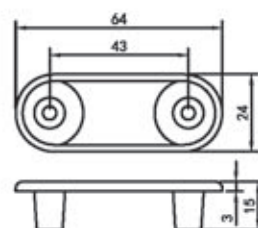
PMZS012



- ◆ 方钢规格 7×7
方钢插入深度 15-20mm
- ◆ Quadrate-tongue Specification: 7x7
Inserted length of quadrate-tongue is 15-20mm



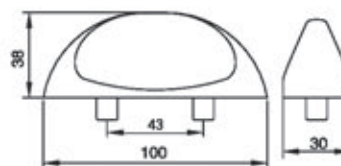
PMB101



- ◆ 面板
- ◆ 螺钉长度 = 型材厚度 + 5mm.
- ◆ Frame Plate
- ◆ Screw length = Sash thickness + 5mm.



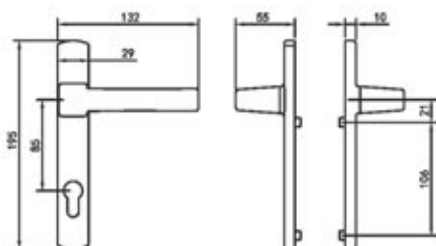
PMZS011-01



- ◆ 外拉手
- ◆ 螺钉长度 = 型材厚度 + 15mm.
- ◆ Exterior Handle
- ◆ Screw length = Sash thickness + 15mm.

执手系列 Handle Series

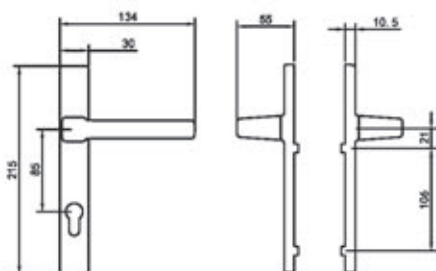
PMZS010



- ◆ 方钢规格 8×8
- 方钢插入深度 15-20mm
- ◆ Quadrate-tongue Specification: 8x8
- Inserted length of quadrate-tongue is 15-20mm



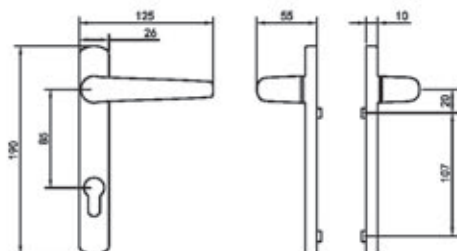
MZS20



- ◆ 方钢规格 8×8
- 方钢插入深度 15-20mm
- ◆ Quadrate-tongue Specification: 8x8
- Inserted length of quadrate-tongue is 15-20mm



MZS218A




- ◆ 分左右
- ◆ 方钢规格 8×8
- 方钢插入深度 15-20mm
- ◆ Left & Right.
- ◆ Quadrate-tongue Specification: 8x8
- Inserted length of quadrate-tongue is 15-20mm



合页系列特点 Features of Pivot Hinge Series

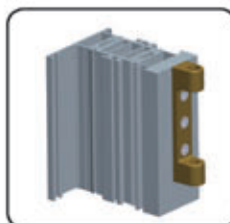
- ◆ 每种窗（门）型都有多款不同外观结构、价位的合页可供选择。
- ◆ 符合国家标准，窗合页经 2.5 万次反复启闭试验后能正常使用，门合页经 10 万次反复启闭试验后能正常使用。
- ◆ For each window(door)type there are many hinges to choose with different appearance and price levels
- ◆ In line with national standard, window hinge can be used normally after 25,000 times repeatedly opening and closing test ,the door hinges can be used normally after 100,000 times repeatedly opening and closing test .

PHY017 合页 安装示意图
PHY017 Pivot Hinge Installation Illustration

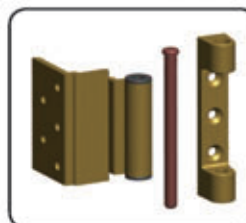


- ◆ PHY01709(13) 该合页应用于内平开窗，适用于 PVC、铝塑铝 U 槽型材，材质采用挤压铝型材（6063—T6），性能稳定。
- ◆ 合页安装方便快捷，分别卡在型材槽口定位安装即可。有 9 系和 13 系之分，最大承重 40KG。
- ◆ This Hinge is applicable to open inside window,be suitable for PVC、aluminium-PVC-aluminium U groove profile,the material is extruded aluminum（6063—T6）,stable performance
- ◆ Easy and fast installation,stuck the groove and then position,difference exist for the hinge between serie 9 profile and serie 13 profile ,maximum loading capacity is 40KG.


PHY018 合页 安装示意图
PHY018 Pivot Hinge Installation Illustration



锌合金压铸底座
Zinc alloy base with
die-casting



滚花销轴连接方式
Knurled pin roll connection



挤压铝型材 (6063—T6)
Extruded aluminum

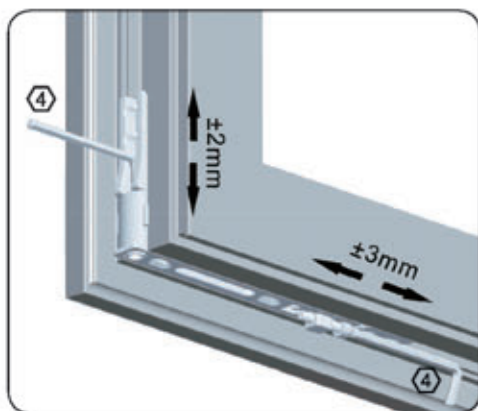
多个螺钉孔
保证合页连接强度
Multi screw holes to ensure
the hinge connection strength

- ◆ PHY018 该合页用于内平开窗，主要针对铝塑铝木复合型材开发。
- ◆ 该合页性能稳定，安装便捷，合页最大承重 40KG。
- ◆ PHY018 uses for open inside window,especially design for the alu-pvc-alu multi-profile
- ◆ The performance of this hinge is stable with easy installation and 40KG maximum loading capacity.

合页系列特点 Features of Pivot Hinge Series


隐形上下合页 安装示意图

Concealed upper and Bottom Pivot Hinge Installation Illustration



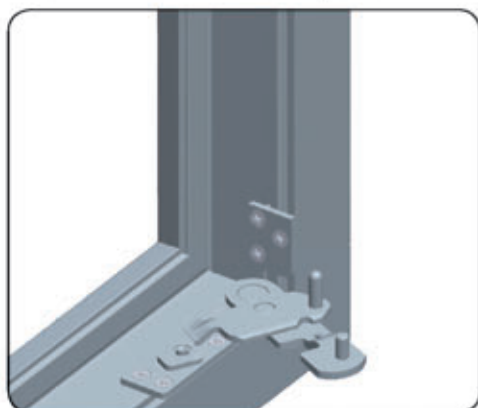
安装下合页扇上部分

Illustration Bottom Pivot Hinge of sash



安装上合页扇上部分

Illustration Upper Pivot Hinge of sash



安装下合页框上部分

Illustration Bottom Pivot Hinge of frame



安装上合页框上部分

Illustration Upper Pivot Hinge of frame

- ◆ 美观：合页安装后隐藏于窗户内，保证胶条完整性，提高门窗的密封性能，节能环保。
- ◆ 安装：上合页整体式，下合页分体式结构使安装更方便、快速。
- ◆ 调节：合页安装后，可实现窗户上下左右调节，调节窗户气密性、水密性。
- ◆ 耐用：高强度不锈钢合页座、连杆，有效的保证了合页强度；合页与窗框、窗扇均采用水平与竖直双向螺钉固定，确保与型材的连接力更强。

- ◆ Elegance: This type of the hinge is concealed inside the window after installation, ensuring the integrity of rubber strip, and improving the air tightness.
- ◆ Installation: Integrated upper hinge and split bottom hinge make it easier and faster for the installation process.
- ◆ Adjustment: This type of the hinge can be adjusted left and right, front and back after installation, simultaneously adjusting the water tightness and air tightness.
- ◆ Durability: Bottom body of the hinge and the connecting rod are made of high-strength stainless steel, ensuring the high durability of the hinge; this type of the hinge is fixed with sash and frame by screws horizontally and vertically, ensuring the firm bonding with profiles.

合页下单拆分前后对照表

Hinge order before & after split comparison table

| 名称 Production Name | 成品代号 Code Number | 配件名称 Fitting Name | | 配件代号 Fitting Code Number |
|--------------------------|---------------------|----------------------|----------------------|-----------------------------|
| 上合页 Upper Pivot Hinge | PHYSN002 | 上框组件 | Upper Frame Assembly | PHYSN002K |
| | | 外壳 | Outer Cover | PHYSN002-04 |
| 上合页 Upper Pivot Hinge | PHYSN003 | 上框组件 | Upper Frame Assembly | PHYSN003K |
| | | 外壳 | Outer Cover | PHYSN003-02 |
| 中间合页 Mid Pivot Hinge | PHYZ0029 | 上框组件 | Upper Frame Assembly | PHYSN002K |
| | | 中扇组件 | Mid Sash Assembly | PHYZ0029SC |
| | | 外壳 | Outer Cover | PHYSN002-04 |
| | | 外壳 | Outer Cover | PHYSN002-03A |
| 中间合页 Mid Pivot Hinge | PHYZ00213 | 上框组件 | Upper Frame Assembly | PHYSN002K |
| | | 中扇组件 | Mid Sash Assembly | PHYZ00213SC |
| | | 外壳 | Outer Cover | PHYSN002-04 |
| | | 外壳 | Outer Cover | PHYSN002-03A |
| 中间合页 Mid Pivot Hinge | PHYZ0039 | 上框组件 | Upper Frame Assembly | PHYSN003K |
| | | 中扇组件 | Mid Sash Assembly | PHYZ0029SC |
| | | 外壳 | Outer Cover | PHYSN003-02 |
| | | 外壳 | Outer Cover | PHYSN002-03A |
| 中间合页 Mid Pivot Hinge | PHYZ00313 | 上框组件 | Upper Frame Assembly | PHYSN003K |
| | | 中扇组件 | Mid Sash Assembly | PHYZ00213SC |
| | | 外壳 | Outer Cover | PHYSN003-02 |
| | | 外壳 | Outer Cover | PHYSN002-03A |
| 中间合页 Mid Pivot Hinge | PHYZ005 | 上框组件 | Upper Frame Assembly | PHYSN002K |
| | | 转轴 | Spindle | PHYZ005-01 |
| | | 外壳 | Outer Cover | PHYZ005-02 |
| | | 外壳 | Outer Cover | PHYSN002-04 |
| 中间合页 Mid Pivot Hinge | PHYZ006 | 上框组件 | Upper Frame Assembly | PHYSN003K |
| | | 转轴 | Spindle | PHYZ005-01 |
| | | 外壳 | Outer Cover | PHYZ005-02 |
| | | 外壳 | Outer Cover | PHYSN003-02 |

说明：

- 1、为保证产品使用性能稳定，请严格按上表中的框、扇组件配套使用，不可将框、扇组件随意搭配。
- 2、标准颜色可以成品代号或配件代号下单，非标颜色只能以配件代号下单。

1. In order to ensure that the product performance is stable, Pls exactly supporting the use of the frame assembly and sash assembly as shown in the stable. Not be free to match.
2. Standard color can be placed the order with product code No or fitting code No, Non-standard colors only in fitting code No.

合页下单拆分前后对照表

Hinge order before & after split comparison table

| 名称 Production Name | 成品代号 Code Number | 配件名称 Fitting Name | | 配件代号 Fitting Code Number |
|---------------------------|---------------------|----------------------|-----------------------|-----------------------------|
| 下合页 Bottom Pivot Hinge | PHYXN002 | 下框组件 | Bottom Frame Assembly | PHYXN010KA |
| | | 下扇组件 | Bottom Sash Assembly | PHYXN002S |
| | | 外壳 | Outer Cover | PHYXN0099-05 |
| | | 外壳 | Outer Cover | PHYXN0099-06 |
| | | 外壳 | Outer Cover | PHYXN0029-03 |
| 下合页 Bottom Pivot Hinge | PHYXNR/L0099 | 下框组件 | Bottom Frame Assembly | PHYXN009KA |
| | | 下扇组件 | Bottom Sash Assembly | PHYXNR/L0099SC |
| | | 外壳 | Outer Cover | PHYXN0099-05 |
| | | 外壳 | Outer Cover | PHYXN0099-06 |
| | | 外壳 | Outer Cover | PHYXNR/L0099-07A |
| 下合页 Bottom Pivot Hinge | PHYXNR/L00913 | 下框组件 | Bottom Frame Assembly | PHYXN009KA |
| | | 下扇组件 | Bottom Sash Assembly | PHYXNR/L00913SC |
| | | 外壳 | Outer Cover | PHYXN0099-05 |
| | | 外壳 | Outer Cover | PHYXN0099-06 |
| | | 外壳 | Outer Cover | PHYXNR/L0099-07A |
| 下合页 Bottom Pivot Hinge | PHYXNR/L0109 | 下框组件 | Bottom Frame Assembly | PHYXN010KA |
| | | 下扇组件 | Bottom Sash Assembly | PHYXNR/L0109SC |
| | | 外壳 | Outer Cover | PHYXN0099-05 |
| | | 外壳 | Outer Cover | PHYXN0099-06 |
| | | 外壳 | Outer Cover | PHYXNR/L0099-07A |
| 下合页 Bottom Pivot Hinge | PHYXNR/L01013 | 下框组件 | Bottom Frame Assembly | PHYXN010KA |
| | | 下扇组件 | Bottom Sash Assembly | PHYXNR/L01013SC |
| | | 外壳 | Outer Cover | PHYXN0099-05 |
| | | 外壳 | Outer Cover | PHYXN0099-06 |
| | | 外壳 | Outer Cover | PHYXNR/L0099-07A |

说明：

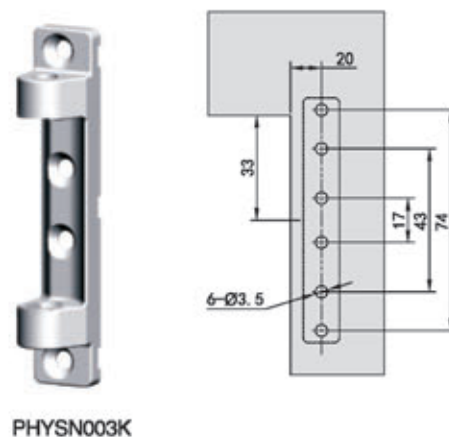
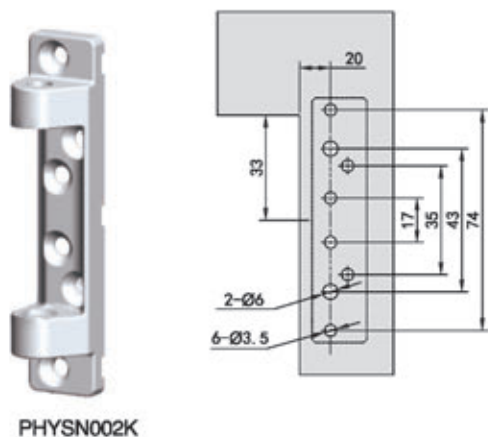
- 1、为保证产品使用性能稳定，请严格按上表中的框、扇组件配套使用，不可将框、扇组件随意搭配。
- 2、标准颜色可以成品代号或配件代号下单，非标颜色只能以配件代号下单。

1. In order to ensure that the product performance is stable, Pls exactly supporting the use of the frame assembly and sash assembly as shown in the stable. Not be free to match.
2. Standard color can be placed the order with product code No or fitting code No, Non-standard colors only in fitting code No.

合页系列 Pivot Hinge Series

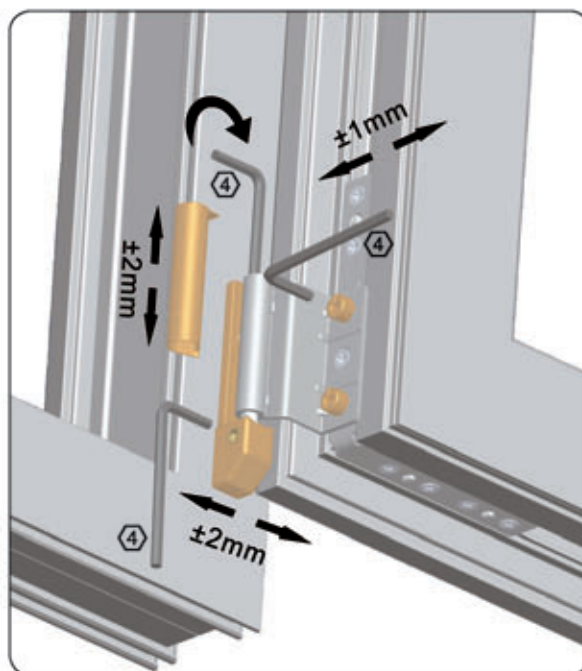
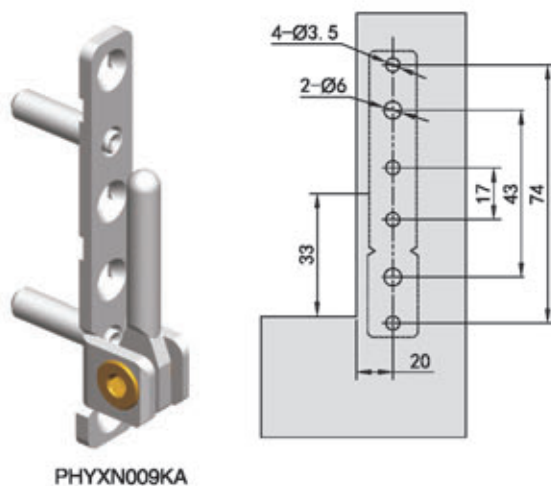
上框组件 安装示意图

Upper Frame Assembly Installation Illustration



下合页 安装示意图

Bottom Pivot Hinge Installation Illustration



◆ 下框组件 PHYXN009KA、下扇组件 PHYXNR/L0099SC 调节示意图。

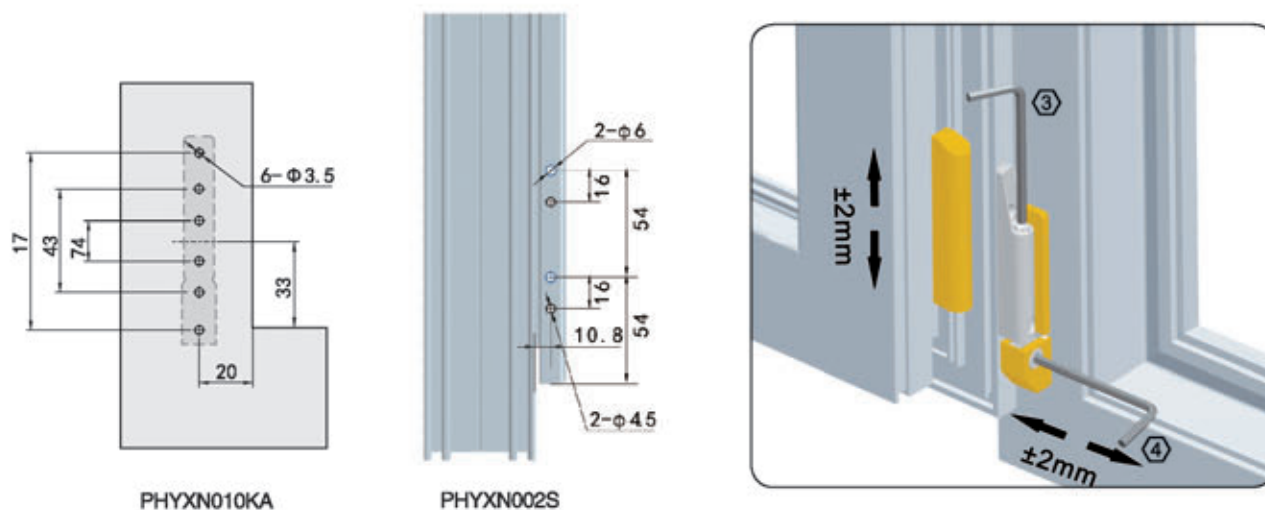
◆ 三维可调型合页，提高了门窗的气密性、水密性，且极大的消除安装误差。

◆ Bottom Frame Assembly PHXHR(L)009KA、Bottom Sash Assembly PHYXNR/(L)0099SC Adjusting illustration.

◆ Adjustable 3D pivot hinge can improve air-tightness and water-tightness of window, door and minimize the inaccuracy in installation.

合页系列 Pivot Hinge Series

下合页 安装示意图
Bottom Pivot Hinge Installation Illustration



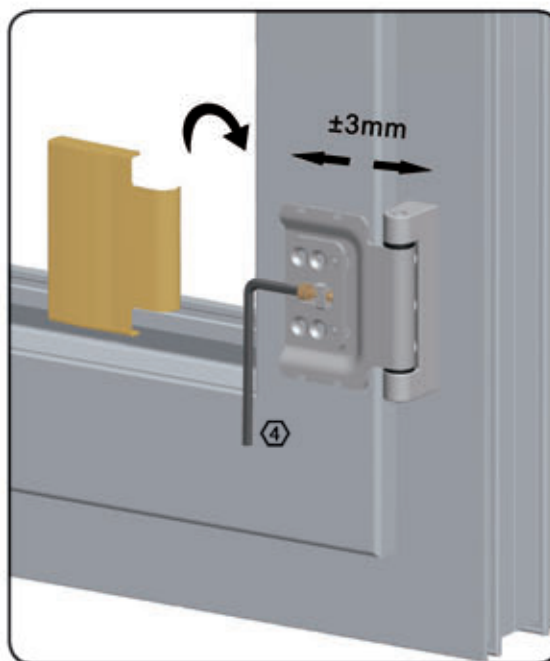
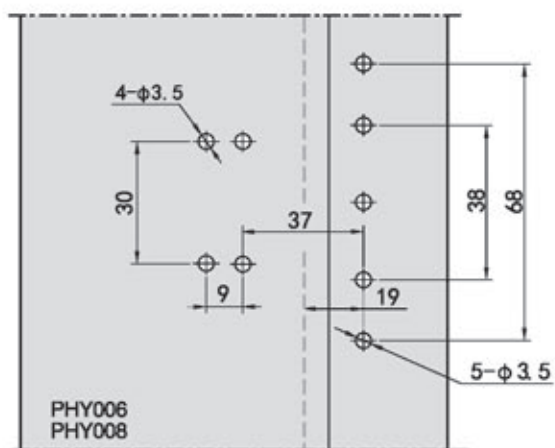
中间合页 安装示意图
Middle Pivot Hinge Installation Illustration



合页系列 Pivot Hinge Series

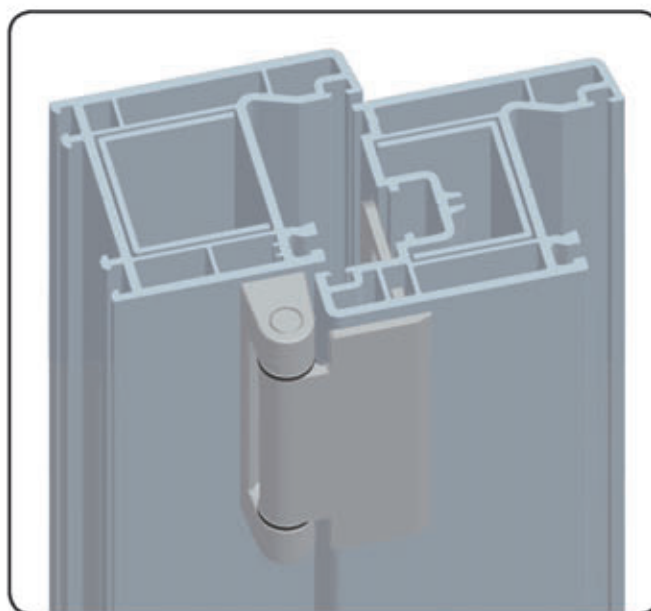
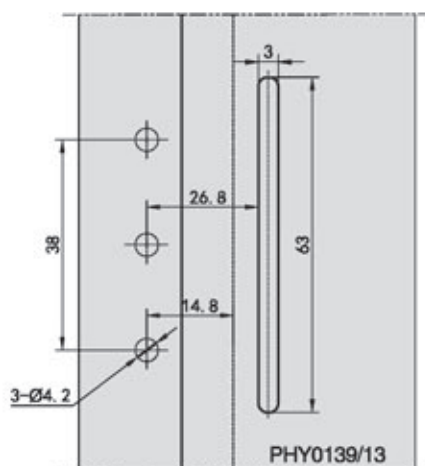
合页 安装示意图

Flat Plate Pivot Hinge Installation Illustration

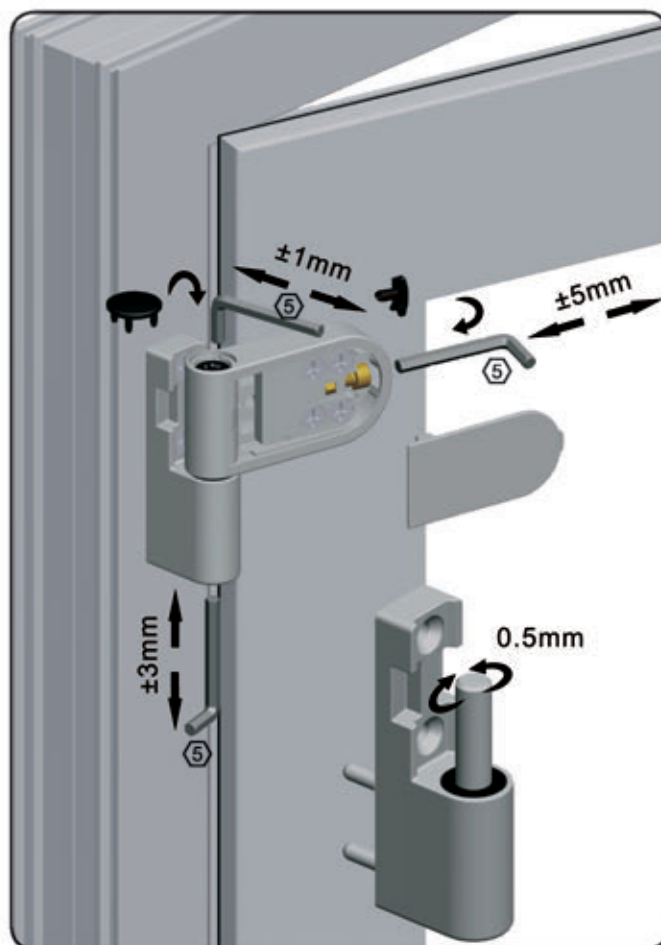
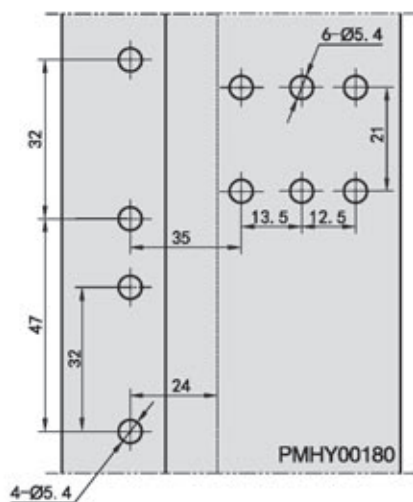


合页 安装示意图

Flat Plate Pivot Hinge Installation Illustration

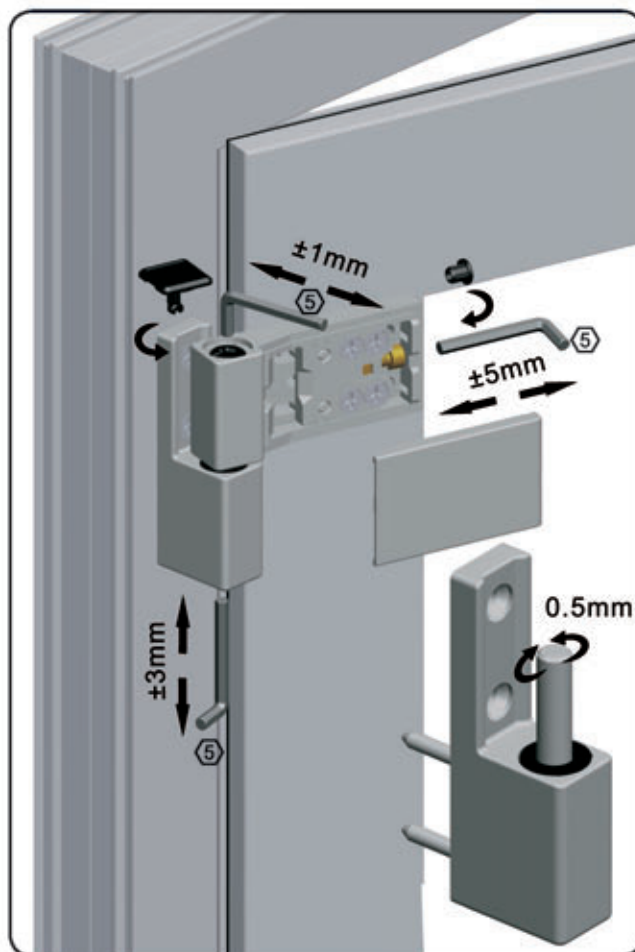
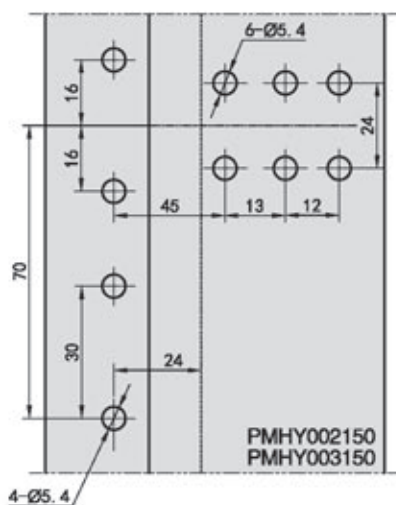


合页系列 Pivot Hinge Series



- ◆ 三维可调型合页，提高了门窗的气密性、水密性。且有多方位的可调功能，使门窗的性能更稳定，安装更方便。
- ◆ 最大承重 80KG。
- ◆ Adjustable 3D pivot hinge makes the door and window better air-tightness, water-tightness.
Adjustable function of the pivot hinge makes the door and window more stable and the installation more conveniently.
- ◆ Maximum load bearing capacity is 80kg.

合页系列 Pivot Hinge Series

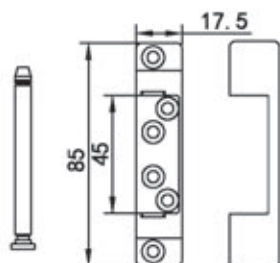


- ◆ 三维可调型合页，提高了门窗的气密性、水密性。且有多方位的可调功能，使门窗的性能更稳定，安装更方便。
- ◆ 最大承重 150KG。
- ◆ Adjustable 3D pivot hinge makes the door and window better air-tightness, water-tightness. Adjustable function of the pivot hinge makes the door and window more stable and the installation more conveniently.
- ◆ Maximum load bearing capacity is 150kg

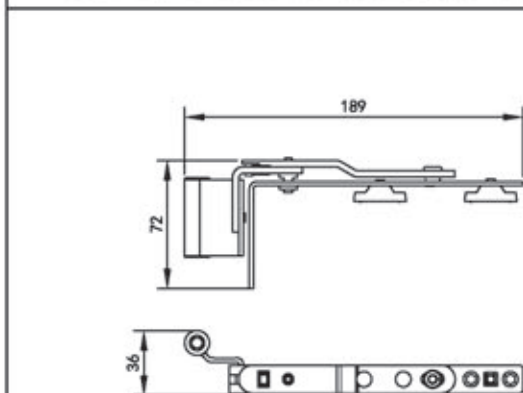
合页系列 Pivot Hinge Series

| |
|--------------------------------------|
| 上合页 Upper Pivot Hinge |
| PHYXN002K 上框组件 /Upper Frame Assembly |
| PHYXN002-04 外壳 /Outer Cover |

PHYXN002



- ◆ 配合下合页及角部拉杆 (拉杆) 使用。
- ◆ 外壳订购时请注明颜色。
- ◆ Suitable for side hung window matching with bottom pivot hinge and corner connector rod.
- ◆ Please indicate the color when ordering Outer Cover.



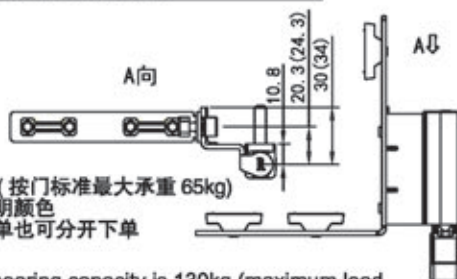
PJBLGR0029
PJBLGR00213

- ◆ 分左 (Left) 右 (Right)
- ◆ 角部拉杆不包括外壳 PHYXN002-03A, 外壳单独下单
- ◆ Corner connector rod not include outer cover PHYXN002-03A, Outer Cover place separate order.



| |
|--|
| 下合页 Bottom Pivot Hinge |
| PHYXN009KA 下框组件 /Bottom Frame Assembly |
| PHYXNR0099SC 下扇组件 /Bottom Sash Assembly |
| PHYXNR00913SC 下扇组件 /Bottom Sash Assembly |
| PHYXN0099-05 外壳 /Outer Cover |
| PHYXN0099-06 外壳 /Outer Cover |
| PHYXNR0099-07A 外壳 /Outer Cover |

PHYXNR0099
PHYXNR00913



- ◆ 分左右
- ◆ 最大承重 130kg (按门标准最大承重 65kg)
- ◆ 外壳订购时请注明颜色
- ◆ 标准件可整套下单也可分开下单
- ◆ Left & Right
- ◆ Maximum load bearing capacity is 130kg (maximum load bearing capacity is 65kg according to the standard of door)
- ◆ Please indicate the color when ordering Outer Cover.
- ◆ The standard products place orders as whole sets or separated.



合页系列 Pivot Hinge Series

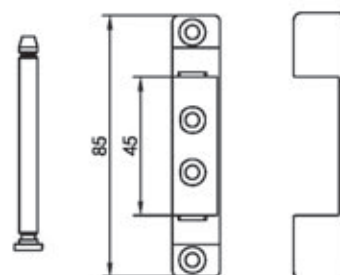
PHYSN003



上合页 Upper Pivot Hinge

PHYSN003K 上框组件 /Upper Frame Assembly

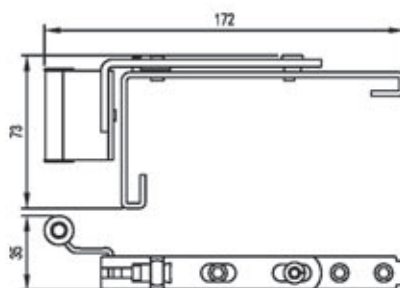
PHYSN003-02 外壳 /Outer Cover



- ◆ 配合下合页及角部拉杆 (拉杆) 使用。
- ◆ 外壳订购时请注明颜色。
- ◆ Suitable for side hung window matching with bottom pivot hinge and corner connector rod.
- ◆ Please indicate the color when ordering Outer Cover.

PJBLGR0039

PJBLGR00313



- ◆ 分左右
- ◆ 角部拉杆不包括外壳 PHYSN002-03A, 外壳单独下单
- ◆ Left & Right
- ◆ Corner connector rod not include outer cover PHYSN002-03A, Outer Cover place separate order.

PHYXNR0109

PHYXNR01013



下合页 Bottom Pivot Hinge

PHYXN010KA 下框组件 /Bottom Frame Assembly

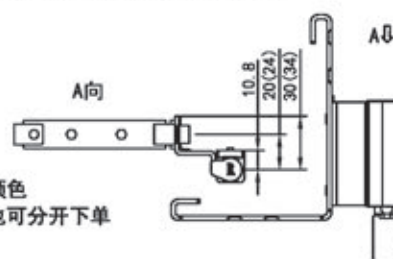
PHYXNR0109SC 下扇组件 /Bottom Sash Assembly

PHYXNR01013SC 下扇组件 /Bottom Sash Assembly

PHYXN0099-05 外壳 /Outer Cover


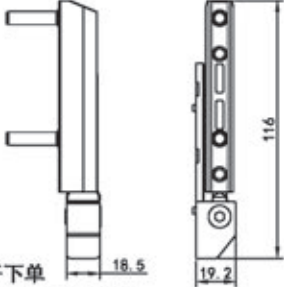
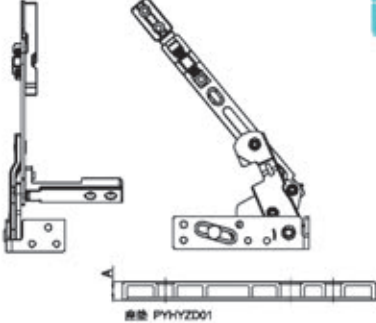

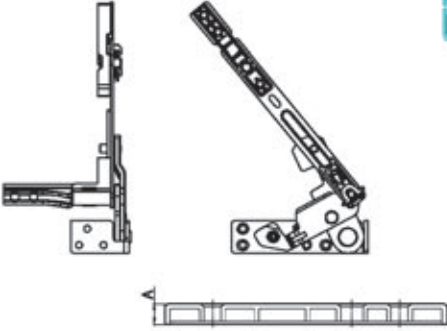

PHYXN0099-06 外壳 /Outer Cover

PHYXNR0099-07A 外壳 /Outer Cover



- ◆ 分左右
- ◆ 最大承重 90kg
- ◆ 外壳订购时请注明颜色
- ◆ 标准件可整套下单也可分开下单
- ◆ Left & Right
- ◆ Maximun load bearing capacity is 90kg
- ◆ Please indicate the color when ordering Outer Cover.
- ◆ The standard products place orders as whole sets or separated.

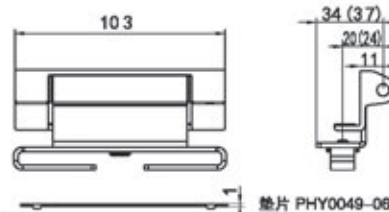
合页系列 Pivot Hinge Series

| | |
|---|--|
| <p>下合页 Bottom Pivot Hinge</p> <p>PHYXN010KA 下框组件 /Bottom Frame Assembly</p> <p>PHYXN002S 下扇组件 /Bottom Sash Assembly</p> <p>PHYXN0099-05 外壳 /Outer Cover</p> <p>PHYXN0099-06 外壳 /Outer Cover</p> <p>PHYXN002-03 外壳 /Outer Cover</p> | <p>PHYXN002</p>  |
|  <ul style="list-style-type: none"> ◆最大承重 90kg ◆外壳订购时请注明颜色 ◆标准件可整套下单也可分开下单 ◆ Maximum load bearing capacity is 90kg. ◆ Please indicate the color when ordering Outer Cover. ◆ The standard products place orders as whole sets or separated. | |
|  <p>底座 PYHYSD01</p> <ul style="list-style-type: none"> ◆隐形上合页 ◆分左右,配有合页垫片,A尺寸据型材而定. ◆与隐形下合页配套使用,最大承重 60kg. ◆ Concealed Upper Pivot Hinge ◆ Left & Right,equipped with gasket,and size A depends on the profile. ◆ Suitable for Side Hung Window matching with concealed Bottom pivot hinge . Maximum load bearing capacity is 60kg. | <p>PYHYSD029 PYHYSD0213</p>  |
|  <p>底座 PYHYXD01</p> <ul style="list-style-type: none"> ◆隐形下合页 ◆分左右,配有合页垫片,A尺寸据型材而定 ◆与隐形上合页配套使用,最大承重 60kg ◆ Concealed Bottom Pivot Hinge ◆ Left & Right,equipped with gasket,and size A depends on the profile. ◆ Suitable for Side Hung Window matching with concealed Upper pivot hinge . Maximum load bearing capacity is 60kg. | <p>PYHYXR0029 PYHYXR00213</p>  |

合页系列 Pivot Hinge Series



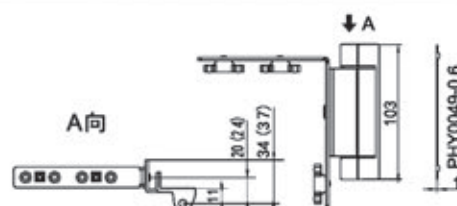
PHY0049
PHY00413



- ◆ 订购时需注明颜色
- ◆ 适用于内平开窗, 最大承重 60kg
- ◆ 垫片配送按需要下单, 数量 ≤ 3 个
- ◆ Please indicate the color while place the order
- ◆ Suitable for open-in side hung window. Maximum load bearing capacity is 60kg
- ◆ Place order as needed for the cushion, quantity ≤ 3 nos



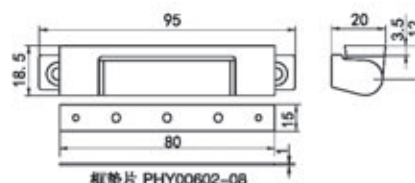
PHY0059
PHY00513



- ◆ 订购时需注明颜色
- ◆ 适用于内平开窗, 最大承重 80kg
- ◆ 垫片配送按需要下单, 数量 ≤ 3 个
- ◆ Please indicate the color while place the order
- ◆ Suitable for open-in side hung window. Maximum load bearing capacity is 80kg
- ◆ Place order as needed for the cushion, quantity ≤ 3 nos



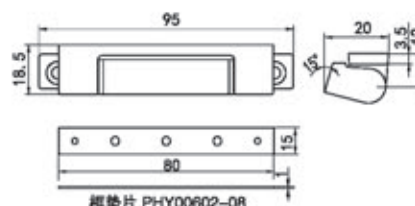
PHY011



- ◆ 订购时需注明颜色
- ◆ 适用于内平开窗, 最大承重 40kg
- ◆ 垫片配送按需要下单, 数量 ≤ 3 个
- ◆ Please indicate the color while place the order
- ◆ Suitable for open-in side hung window. Maximum load bearing capacity is 40kg
- ◆ Place order as needed for the cushion, quantity ≤ 3 nos

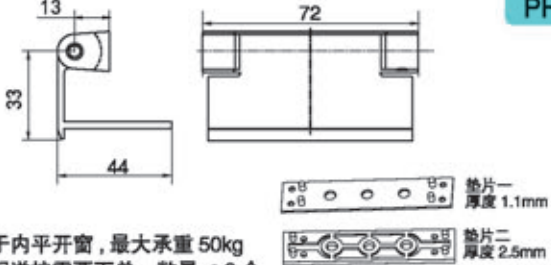

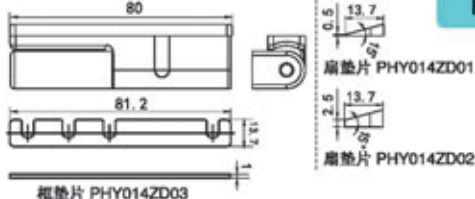

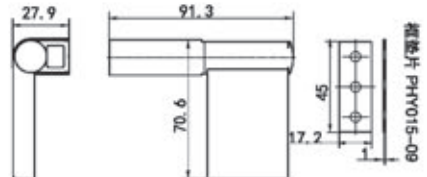

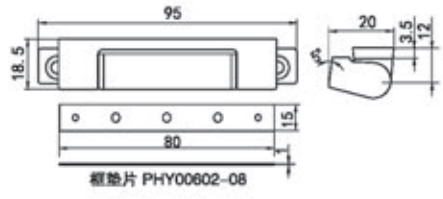



PHY012



- ◆ 订购时需注明颜色
- ◆ 适用于内平开窗, 最大承重 40kg
- ◆ 垫片配送按需要下单, 数量 ≤ 3 个
- ◆ Please indicate the color while place the order.
- ◆ Suitable for open-in side hung window. Maximum load bearing capacity is 40kg
- ◆ Place order as needed for the cushion, quantity ≤ 3 nos

合页系列 Pivot Hinge Series

| | | |
|--|-----------------------------|--|
|  <p>◆ 适用于内平开窗, 最大承重 50kg ◆ 垫片配送按需要下单, 数量 ≤ 3 个 ◆ Suitable for open-in side Hung window, Maximum load bearing capacity is 50kg . ◆ Place order as needed for the cushion, quantity ≤ 3 nos</p> | <p>PHY0139 PHY01313</p> |  |
|  <p>◆ 订购时需注明颜色 ◆ 适用于内平开窗, 最大承重 40kg ◆ 垫片配送按需要下单, 数量 ≤ 3 个 ◆ Please indicate the color while place the order. ◆ Suitable for open-in side hung window. Maximum load bearing capacity is 40kg. ◆ Place order as needed for the cushion, quantity ≤ 3 nos</p> | <p>PHY014</p> |  |
|  <p>◆ 订购时需注明颜色 ◆ 适用于内平开窗, 最大承重 40kg, 左右调节 5mm ◆ 垫片配送按需要下单, 数量 ≤ 3 个 ◆ Please indicate the color while place the order ◆ Suitable for open-in side hung window. Maximum load bearing capacity is 40kg, Left and right adjustable 5mm ◆ Place order as needed for the cushion, quantity ≤ 3 nos</p> | <p>PHY015</p> |  |
|  <p>◆ 订购时需注明颜色 ◆ 适用于内平开窗, 最大承重 40kg ◆ 垫片配送按需要下单, 数量 ≤ 3 个 ◆ Please indicate the color while place the order ◆ Suitable for open-in side hung window. Maximum load bearing capacity is 40kg ◆ Place order as needed for the cushion, quantity ≤ 3 nos</p> | <p>PHY016</p> |  |

合页系列 Pivot Hinge Series

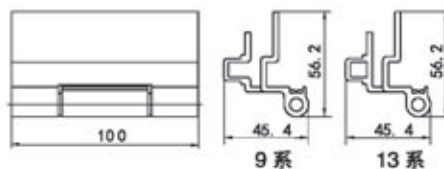
PHY01709

PHY01713



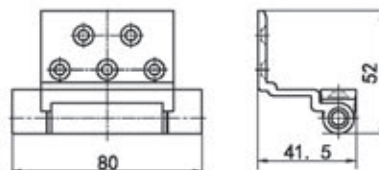
PHY01709

PHY01713



- ◆ 订购时需注明颜色
- ◆ 适用于内平开窗, 最大承重 40kg
- ◆ Please indicate the color while place the order.
- ◆ Suitable for open-in side hung window. Maximum load bearing capacity is 40kg.

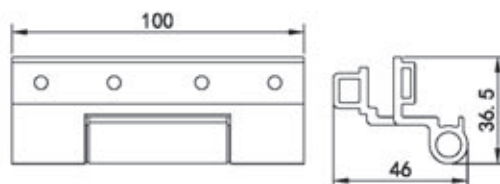
PHY018



- ◆ 订购时需注明颜色
- ◆ 适用于内平开窗, 最大承重 40kg
- ◆ Please indicate the color while place the order.
- ◆ Suitable for open-in side hung window. Maximum load bearing capacity is 40kg.



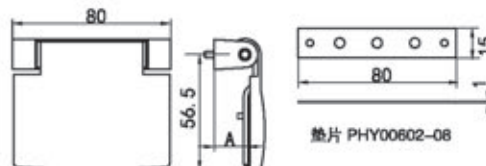
PHY02109



- ◆ 订购时需注明颜色
- ◆ 适用于内平开窗, 最大承重 40kg
- ◆ Please indicate the color while place the order.
- ◆ Suitable for open-in side hung window. Maximum load bearing capacity is 40kg.

PHY006(A=15)

PHY008(A=17.5)



- ◆ 订购时需注明颜色
- ◆ 适用于内平开窗, 最大承重 60kg. 左右调节 3mm
- ◆ 垫片配送按需要下单, 数量 ≤ 3 个
- ◆ Please indicate the color while place the order.
- ◆ Suitable for open-in side hung window. Maximum load bearing capacity is 60kg, Left and right adjustable 3mm.
- ◆ Place order as needed for the cushion, quantity ≤ 3 nos

合页系列 Pivot Hinge Series

PHY007 (A=15)

PHY009 (A=17.5)

- ◆ 订购时需注明颜色
- ◆ 适用于内平开窗, 最大承重 60kg
- ◆ 垫片配送按需要下单, 数量 ≤ 3 个
- ◆ Please indicate the color while place the order.
- ◆ Suitable for open-in side hung window. Maximum load bearing capacity is 60kg.
- ◆ Place order as needed for the cushion, quantity ≤ 3 nos

PHYZ0029

PHYZ00213

| |
|--------------------------------------|
| 中间合页 Mid Pivot Hinge |
| PHYSN002K 上框组件 /Upper Frame Assembly |
| PHYZ0029SC 中扇组件 /Mid Sash Assembly |
| PHYZ00213SC 中扇组件 /Mid Sash Assembly |
| PHYSN002-04 外壳 /Outer Cover |
| PHYSN002-03A 外壳 /Outer Cover |

- ◆ 外壳下单时请注明颜色
- ◆ 适用于内平开窗 (门)
- ◆ 标准件可整套下单也可分开下单
- ◆ Please indicate the color when ordering Outer Cover.
- ◆ Suitable for open-in side Hung window (door).
- ◆ The standard products place orders as whole sets or separated.

PHYZ0039

PHYZ00313

| |
|--------------------------------------|
| 中间合页 Mid Pivot Hinge |
| PHYSN003K 上框组件 /Upper Frame Assembly |
| PHYZ0029SC 中扇组件 /Mid Sash Assembly |
| PHYZ00213SC 中扇组件 /Mid Sash Assembly |
| PHYSN003-02 外壳 /Outer Cover |
| PHYSN002-03A 外壳 /Outer Cover |


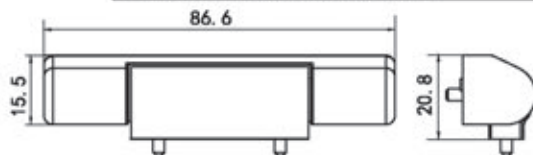

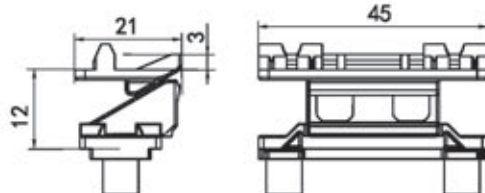

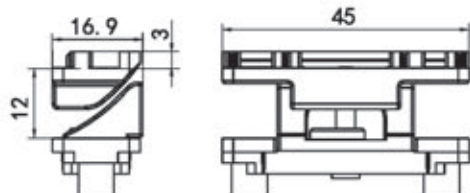

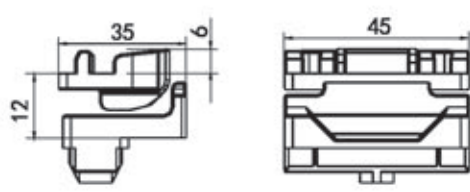
- ◆ 外壳下单时请注明颜色
- ◆ 适用于内平开窗
- ◆ 标准件可整套下单也可分开下单
- ◆ Please indicate the color when ordering Outer Cover.
- ◆ Suitable for open-in side Hung window.
- ◆ The standard products place orders as whole sets or separated.

PHYZ005

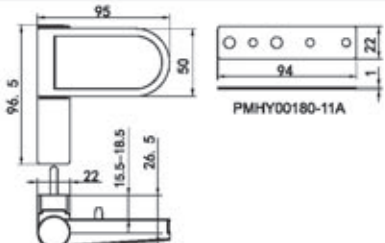

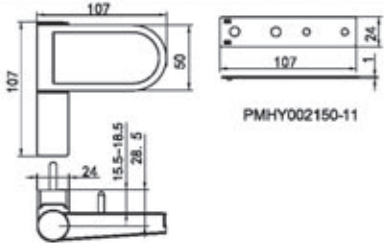

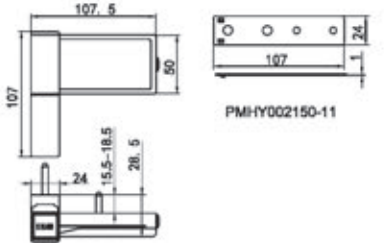

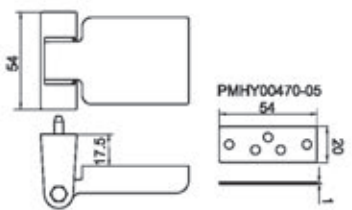

| |
|--------------------------------------|
| 中间合页 Mid Pivot Hinge |
| PHYSN002K 上框组件 /Upper Frame Assembly |
| PHYZ005-01 转轴 /Spindle |
| PHYZ005-02 外壳 /Outer Cover |
| PHYSN002-04 外壳 /Outer Cover |

- ◆ 外壳下单时请注明颜色
- ◆ 标准件可整套下单也可分开下单
- ◆ Please indicate the color when ordering Outer Cover.
- ◆ The standard products place orders as whole sets or separated.

合页系列 Pivot Hinge Series

| | | | | | |
|---|---|--------------------------------------|------------------------|----------------------------|-----------------------------|
|  | <p>PHYZ006</p> <p>中间合页 Mid Pivot Hinge</p> <table><tr><td>PHYSN003K 上框组件 /Upper Frame Assembly</td></tr><tr><td>PHYZ005-01 转轴 /Spindle</td></tr><tr><td>PHYZ005-02 外壳 /Outer Cover</td></tr><tr><td>PHYSN003-02 外壳 /Outer Cover</td></tr></table>  <ul style="list-style-type: none">◆ 外壳下单时请注明颜色◆ 标准件可整套下单也可分开下单◆ Please indicate the color when ordering Outer Cover.◆ The standard products place orders as whole sets or separated. | PHYSN003K 上框组件 /Upper Frame Assembly | PHYZ005-01 转轴 /Spindle | PHYZ005-02 外壳 /Outer Cover | PHYSN003-02 外壳 /Outer Cover |
| PHYSN003K 上框组件 /Upper Frame Assembly | | | | | |
| PHYZ005-01 转轴 /Spindle | | | | | |
| PHYZ005-02 外壳 /Outer Cover | | | | | |
| PHYSN003-02 外壳 /Outer Cover | | | | | |
|  | <p>PYZS0039 PYZS00313</p>  <ul style="list-style-type: none">◆ 隐形中间锁◆ 适用于内平开窗◆ 与 PYHYSR0029/PYHYXR0029 隐形合页配套使用◆ Concealde Mid Lock◆ Suitable for open-in side Hung window◆ Suitable for Side Hung Window matching with concealed pivot hinge | | | | |
|  | <p>PYZS0049 PYZS00413</p>  <ul style="list-style-type: none">◆ 隐形中间锁◆ 适用于内平开窗 (门)◆ Concealde Mid Lock◆ Suitable for open-in side Hung window (door) | | | | |
|  | <p>PYZS0059 PYZS00513</p>  <ul style="list-style-type: none">◆ 隐形中间锁◆ 适用于内平开窗 (门)◆ Concealde Mid Lock◆ Suitable for open-in side Hung window (door) | | | | |

合页系列 Pivot Hinge Series

| | |
|--|--|
|  <p>PMHY00180</p> <ul style="list-style-type: none"> ◆ 应用于平开门, 最大承重 80kg ◆ 下单时请注明颜色 ◆ 垫片配送按需要下单, 数量 ≤ 3 个 ◆ Suitable for side hung door, Maximum load bearing capacity is 80kg. ◆ Please indicate the color while place the order. ◆ Place order as needed for the cushion, quantity ≤ 3 nos |  |
|  <p>PMHY002150</p> <ul style="list-style-type: none"> ◆ 应用于平开门, 最大承重 150kg ◆ 下单时请注明颜色 ◆ 垫片配送按需要下单, 数量 ≤ 3 个 ◆ Suitable for side hung door, Maximum load bearing capacity is 150kg. ◆ Please indicate the color while place the order. ◆ Place order as needed for the cushion, quantity ≤ 3 nos |  |
|  <p>PMHY003150</p> <ul style="list-style-type: none"> ◆ 应用于平开门, 最大承重 150kg ◆ 下单时请注明颜色 ◆ 垫片配送按需要下单, 数量 ≤ 3 个 ◆ Suitable for side hung door, Maximum load bearing capacity is 150kg. ◆ Please indicate the color while place the order. ◆ Place order as needed for the cushion, quantity ≤ 3 nos |  |
|  <p>PMHY00470</p> <ul style="list-style-type: none"> ◆ 应用于平开门, 最大承重 70kg ◆ 下单时请注明颜色 ◆ 垫片配送按需要下单, 数量 ≤ 3 个 ◆ Suitable for side hung door, Maximum load bearing capacity is 70kg. ◆ Please indicate the color while place the order. ◆ Place order as needed for the cushion, quantity ≤ 3 nos |  |

推拉系列特点 Features of Sliding Series



使用范围

广泛适用于住宅、宿舍、学校、医院、酒店、实验楼等各种类型的民用建筑。可实现建筑风格的整体统一等特点。

Used range

widely used in all types of civil houses, dormitories, schools, hospitals, hotels, and other laboratory building. The architectural style can be achieved integration and other characteristics.

设计理念

基体采用高强度铝合金、优质锌合金、超强防腐不锈钢及优质碳素结构钢，表面进行电镀、喷涂等防腐处理，部分零件采用性能优良的工程塑料。产品具有多样性、可调性等特点，可供客户选择。

Design concept

The material is high-strength aluminum alloy and high quality zinc alloy, super anti-corrosion stainless steel and high-quality carbon structural steel, surface plating and spraying anti-corrosion processing, some parts are made of high performance engineering plastics. customers have many chooses with product diversity, adjustable and other characteristics .

结构特点 : (以典型产品为例)



手 / 自动锁 PSDS004/PZDS004 该款推拉锁锁钩分直锁钩和弯锁钩，直锁钩适用扇型材厚度 $37 \pm 2\text{mm}$ ，弯锁钩适用扇型材厚度 $41 \pm 2\text{mm}$ 。

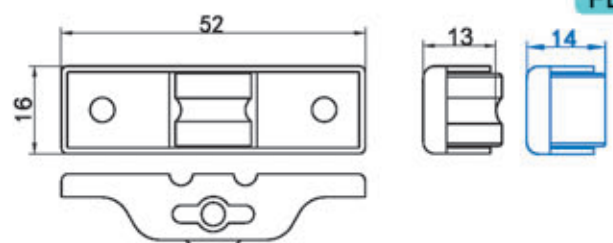

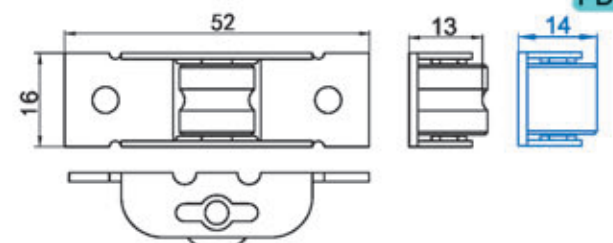

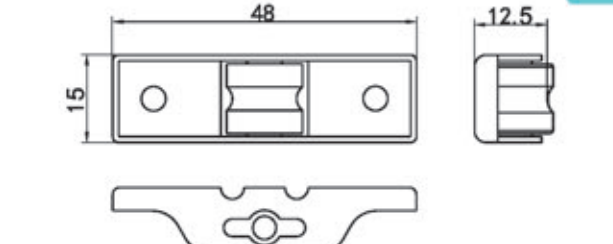

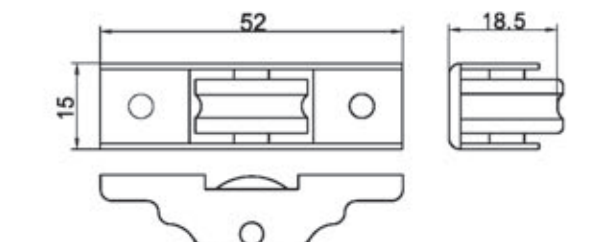

Manual/Automatic sliding lock This sliding lock has straight hook and curved hook, the straight hook is applicable to the $37 \pm 2\text{mm}$ thickness profile, the curved hook is applicable to the $41 \pm 2\text{mm}$ thickness profile.



单点锁 PDDS01/PDDS02/PDDS03，安装于框型材两滑轨之间，自带锁钩；三款单点锁适用框扇间隙分别为 18mm、12mm、14mm

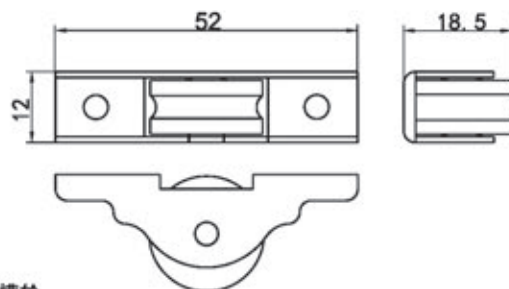
Manual sliding lock PDDS01/PDDS02/PDDS03, This lock installs between the two rails of frame profile, with hook together; The three kinds of locks are applicable to the 18mm, 12mm, 14mm gap between frame and sash.

推拉配件系列 Sliding Fitting Series

| | |
|--|--|
| <p>PDHRC001 PDHRP001</p>  <ul style="list-style-type: none"> ◆ 88 单槽 / 平轮 ◆ 承重 40KG/2 只 ◆ 88 Single Roller ◆ Maxing load bearing capacity is 40KG/2PCS |  |
| <p>PDHRC001A PDHRP001A</p>  <ul style="list-style-type: none"> ◆ 88 单槽 / 平轮 ◆ 承重 40KG/2 只 ◆ 88 Single Roller ◆ Maxing load bearing capacity is 40KG/2PCS |  |
| <p>PDHRC002</p>  <ul style="list-style-type: none"> ◆ 15 单槽轮 ◆ 承重 40KG/2 只 ◆ 15 Single Roller ◆ Maxing load bearing capacity is 40KG/2PCS |  |
| <p>PDHRC003</p>  <ul style="list-style-type: none"> ◆ 15 单槽轮 ◆ 承重 40KG/2 只 ◆ 15 Single Roller ◆ Maxing load bearing capacity is 40KG/2PCS |  |

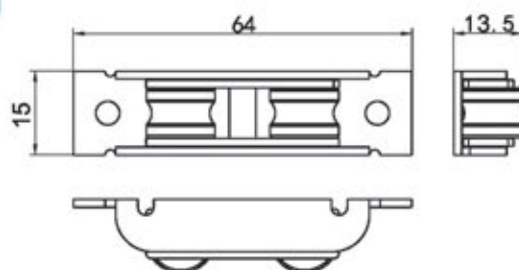
推拉配件系列 Sliding Fitting Series

PDHRC004



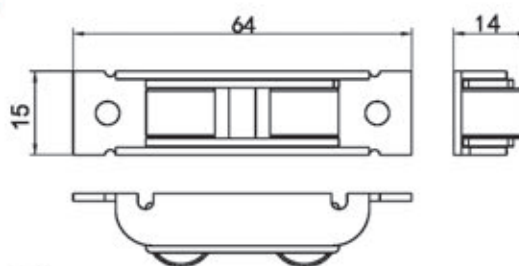
- ◆ 12 单槽轮
- ◆ 承重 40KG/2 只
- ◆ 12 Single Roller
- ◆ Maxing load bearing capacity is 40KG/2PCS

PSHRC002



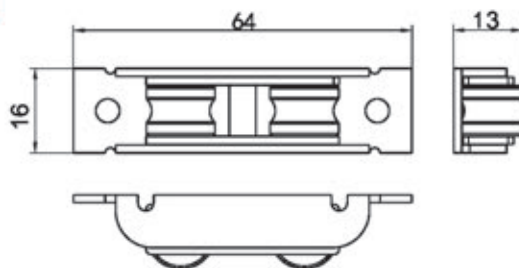
- ◆ 1470 槽轮
- ◆ 承重 60KG/2 只
- ◆ 1470 Double Roller
- ◆ Maxing load bearing capacity is 60KG/2PCS

PSHRP002



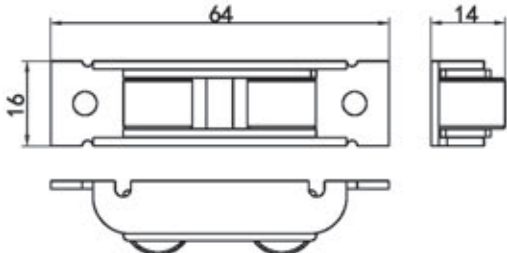

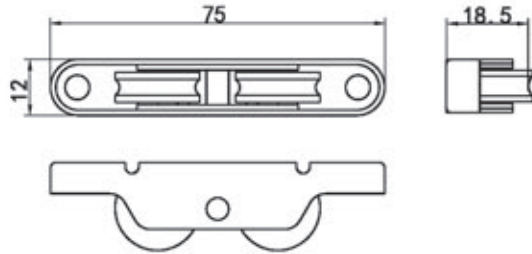

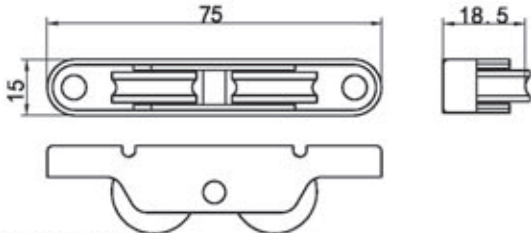

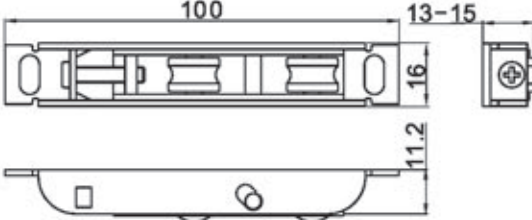

- ◆ 1470 平轮
- ◆ 承重 60KG/2 只
- ◆ 1470 Double Roller
- ◆ Maxing load bearing capacity is 60KG/2PCS

PSHRC001


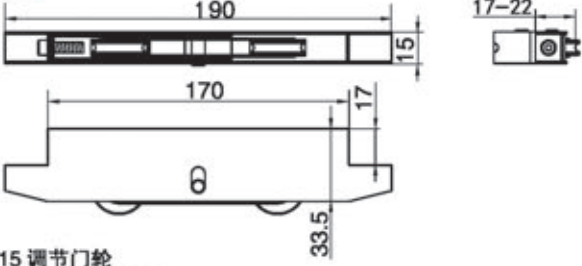

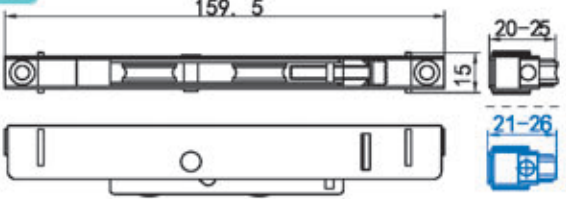

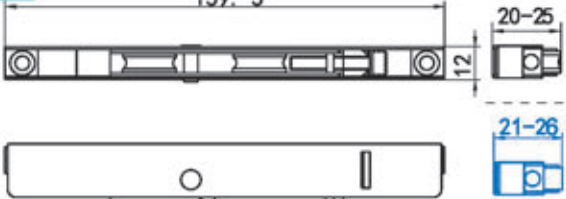


- ◆ 1670 槽轮
- ◆ 承重 60KG/2 只
- ◆ 1670 Double Roller
- ◆ Maxing load bearing capacity is 60KG/2PCS

推拉配件系列 Sliding Fitting Series

| | |
|--|--|
|  <p>◆ 1670 平轮 ◆ 承重 60KG/2 只 ◆ 1670 Double Roller ◆ Maxing load bearing capacity is 60KG/2PCS</p> | <p>PSHRP001</p>  |
|  <p>◆ 12 活动双轮 ◆ 承重 60KG/2 只 ◆ 12 Adjustable Double Roller ◆ Maxing load bearing capacity is 60KG/2PCS</p> | <p>PSHRC004A</p>  |
|  <p>◆ 15 活动双轮 ◆ 承重 60KG/2 只 ◆ 15 Adjustable Double Roller ◆ Maxing load bearing capacity is 60KG/2PCS</p> | <p>PSHRC003</p>  |
|  <p>◆ 16 调节双轮 ◆ 承重 60KG/2 只 ◆ 16 Adjustable Double Roller ◆ Maxing load bearing capacity is 60KG/2PCS</p> | <p>PTHRC003</p>  |

推拉配件系列 Sliding Fitting Series

| | |
|---|---|
| <p>新</p>  | <p>PTHRC004</p>  <ul style="list-style-type: none"> ◆ 15 调节门轮 ◆ 承重 100KG/2 只 ◆ 15 Adjustable Door Roller ◆ Maxing load bearing capacity is 100KG/2PCS |
|  | <p>PTHRC001 PTHRP001</p>  <ul style="list-style-type: none"> ◆ 15 调节门轮 ◆ 承重 90KG/2 只 ◆ 15 Adjustable Door Roller ◆ Maxing load bearing capacity is 90KG/2PCS |
|  | <p>PTHRC002 PTHRP002</p>  <ul style="list-style-type: none"> ◆ 12 调节门轮 ◆ 承重 90KG/2 只 ◆ 12 Adjustable Door Roller ◆ Maxing load bearing capacity is 90KG/2PCS |

◆ 滑轮代号说明:

例 :P D/(S) HR C/(P) 001

P: 塑窗 D/(S): 单/(双) HR: 滑轮 C/(P): 槽/(平) 001: 序列号

注: 未按此规定出示的代号为通用铝合金门窗的产品, 一律用原代号。

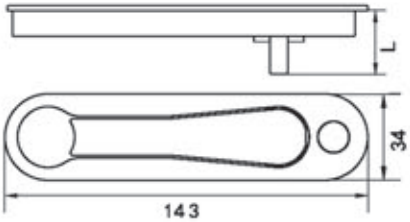

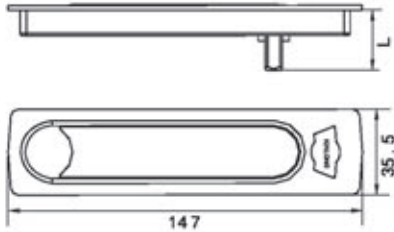

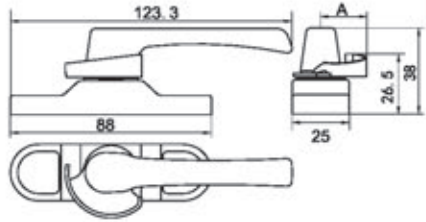

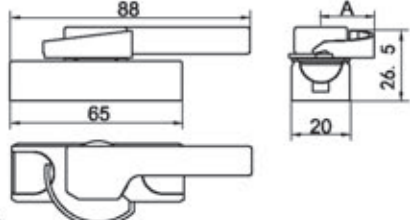

◆ Direction for Series Code of Roller

Example: P D/(S) HR C/(P) 001

P:PVC Window D/(S):double/(single) HR: roller C/(P):slot/(flat) 001:series code

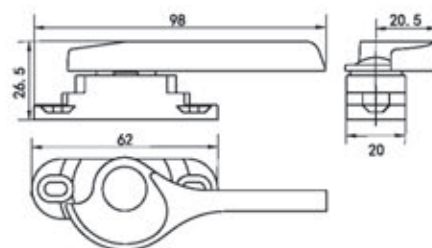
Note: The products which are not named under this direction are KinLong's common products and the previous code of the product is available.

推拉配件系列 Sliding Fitting Series

| | |
|---|--|
|  <p>◆ 隐藏旋钮 ◆ 方钢规格 7X7 L=25.30.35.40.45 ◆ Concealde Knob ◆ Quadrate-tongue Specification 7X7</p> | <p>PZSY00125</p>  |
|  <p>◆ 隐藏旋钮 ◆ 方钢规格 7X7 L=25.30.35.40.45 ◆ Concealde Knob ◆ Quadrate-tongue Specification 7X7</p> | <p>PZSY00325</p>  <p>新</p> |
|  <p>◆ 月牙锁 ◆ 分左右 ◆ 订购时需注明颜色 ◆ Moon Rotating Lock ◆ Left & Right ◆ Please indicate the color while place the order</p> | <p>PYSL001(A=20) PYSL001A(A=26.5)</p>  |
|  <p>◆ 月牙锁 ◆ 分左右 ◆ 订购时需注明颜色 ◆ Moon Rotating Lock ◆ Left & Right ◆ Please indicate the color while place the order</p> | <p>PYSL002(A=20) PYSL002A(A=26.5)</p>  |

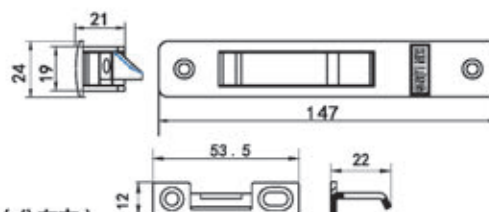
推拉配件系列 Sliding Fitting Series

PYSL003



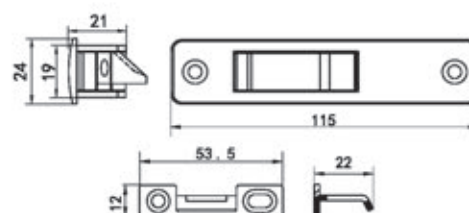
- ◆ 月牙锁
- ◆ 分左右
- ◆ 订购时需注明颜色
- ◆ Moon Rotating Lock
- ◆ Left & Right
- ◆ Please indicate the color while place the order

PZDSL002



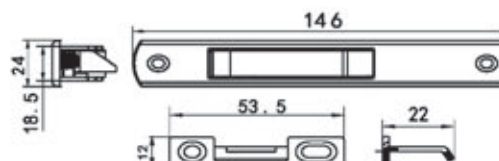
- ◆ 自动锁 (分左右)
- ◆ 下单时请注明颜色
- ◆ 包含 PSG001 锁钩
- ◆ Automatic Sliding Lock(Left&Right)
- ◆ Please indicate the color while place the order
- ◆ Including PSG001 lock hook

PZDSL003



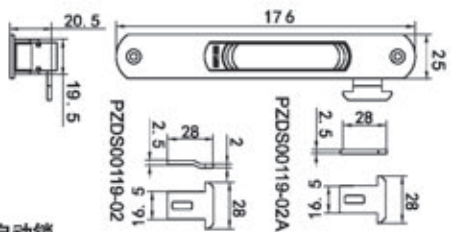

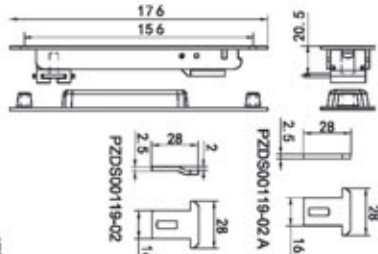

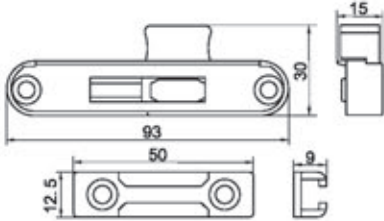

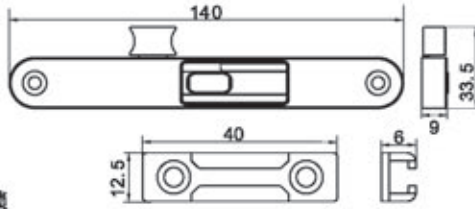

- ◆ 自动锁 (分左右)
- ◆ 下单时请注明颜色
- ◆ 包含 PSG001 锁钩
- ◆ Automatic Sliding Lock(Left&Right)
- ◆ Please indicate the color while place the order
- ◆ Including PSG001 lock hook

PZDSL005



- ◆ 自动锁 (分左右)
- ◆ 下单时请注明颜色
- ◆ 包含 PSG001 锁钩
- ◆ Automatic Sliding Lock(Left&Right)
- ◆ Please indicate the color while place the order
- ◆ Including PSG001 lock hook

推拉配件系列 Sliding Fitting Series

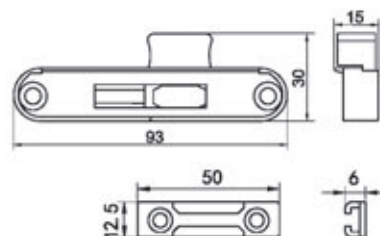
| | |
|---|---|
|  <p>◆ 手 / 自动锁 ◆ 下单时请注明颜色 ◆ 不包含 PZDS00119-02/PZDS00119-02A 锁钩 ◆ Manual / Automatic Sliding Lock ◆ Please indicate the color while place the order ◆ Excluding lock PZDS00119-02/PZSD00119-02A</p> | <p>PSDS004 PZDS004</p>  |
|  <p>◆ 双面手动锁 ◆ 下单时请注明颜色 ◆ 不包含 PZDS00119-02/PZDS00119-02A 锁钩 ◆ Double Manual Sliding lock ◆ Please indicate the color while place the order ◆ Excluding lock PZDS00119-02/PZSD00119-02A</p> | <p>PSDSS004</p>  <p>新</p> |
|  <p>◆ 单点锁 ◆ 订购时需注明颜色 ◆ 使用框扇间隙为 18mm ◆ Manual Sliding lock ◆ Please indicate the color while place the order ◆ The gap between sash and frame is 18mm</p> | <p>PDDS01</p>  |
|  <p>◆ 单点锁 ◆ 订购时需注明颜色 ◆ 使用框扇间隙为 12mm ◆ Manual Sliding lock ◆ Please indicate the color while place the order ◆ The gap between sash and frame is 12mm</p> | <p>PDDS02</p>  <p>新</p> |

推拉配件系列 Sliding Fitting Series

新



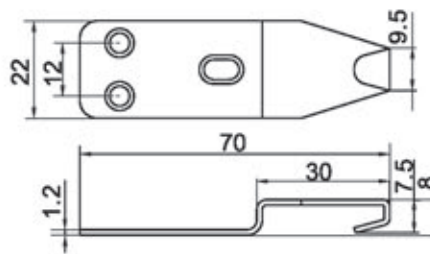
PDDS03



- ◆ 单点锁
- ◆ 订购时需注明颜色
- ◆ 使用框扇间隙为 14mm
- ◆ Manual Sliding lock
- ◆ Please indicate the color while place the order
- ◆ The gap between sash and frame is 14mm



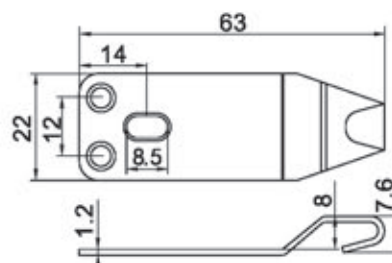
PSGZ001



- ◆ 锁钩
- ◆ Lock Hook



PSG002A



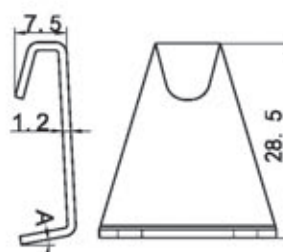
- ◆ 锁钩
- ◆ Lock Hook



PSG003(A=0°)

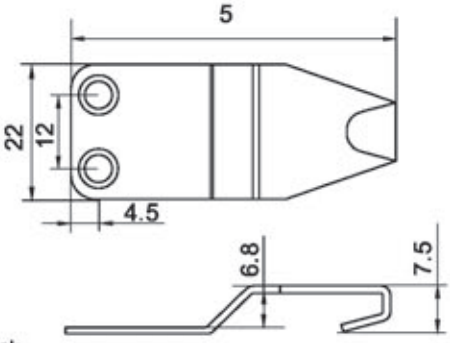

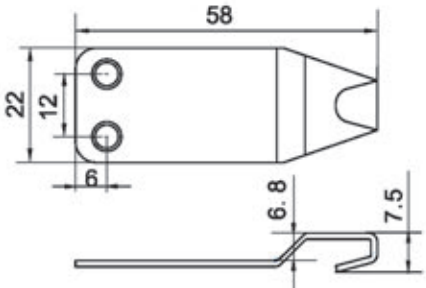

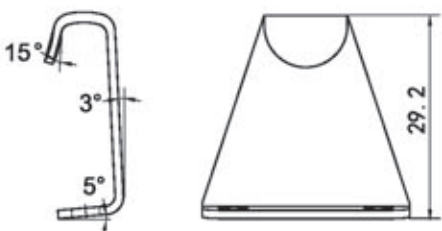

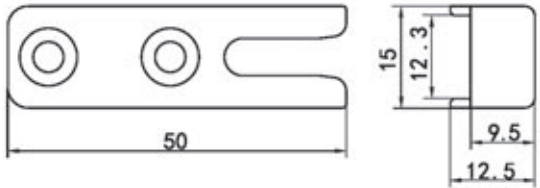

PSG003/5(A=5°)

PSG003/15(A=15°)



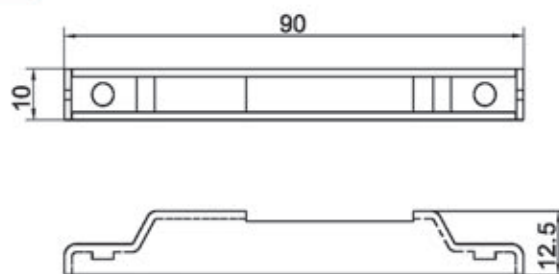
- ◆ 锁钩
- ◆ Lock Hook

推拉配件系列 Sliding Fitting Series

| | |
|---|---|
|  <p>◆ 锁钩 ◆ Lock Hook</p> | <p>PSG004</p>  |
|  <p>◆ 锁钩 ◆ 代替 Y05-13 ◆ Lock Hook ◆ Insted of Y05-13</p> | <p>PSG005</p>  |
|  <p>◆ 锁钩 ◆ Lock Hook</p> | <p>PSG006</p>  |
|  <p>◆ 锁座 ◆ Locking Plate</p> | <p>PSK003</p>  |

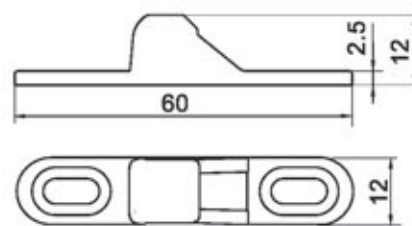
推拉配件系列 Sliding Fitting Series

PSK006



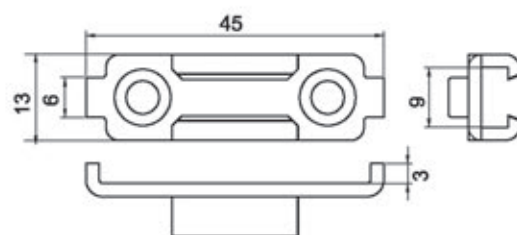
- ◆ 锁块
- ◆ Locking Plate

PSK008



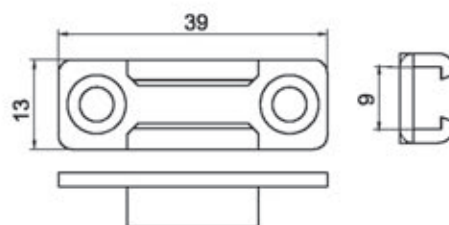
- ◆ 锁座
- ◆ Locking Plate

PSK102



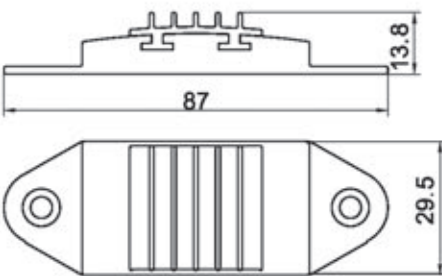

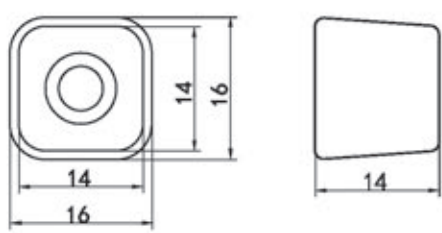

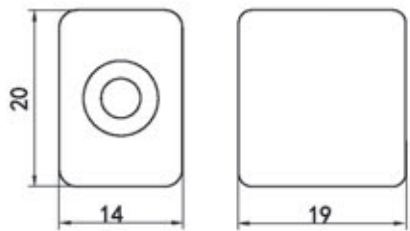

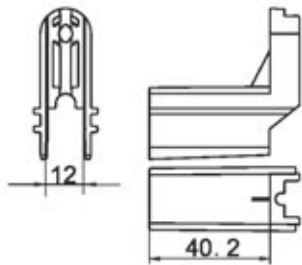

- ◆ 锁块
- ◆ Locking Plate

PSK103


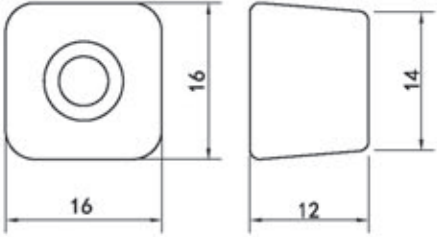

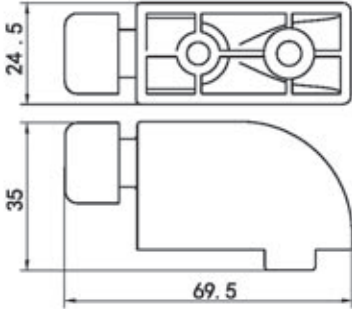


- ◆ 锁块
- ◆ Locking Plate

推拉配件系列 Sliding Fitting Series

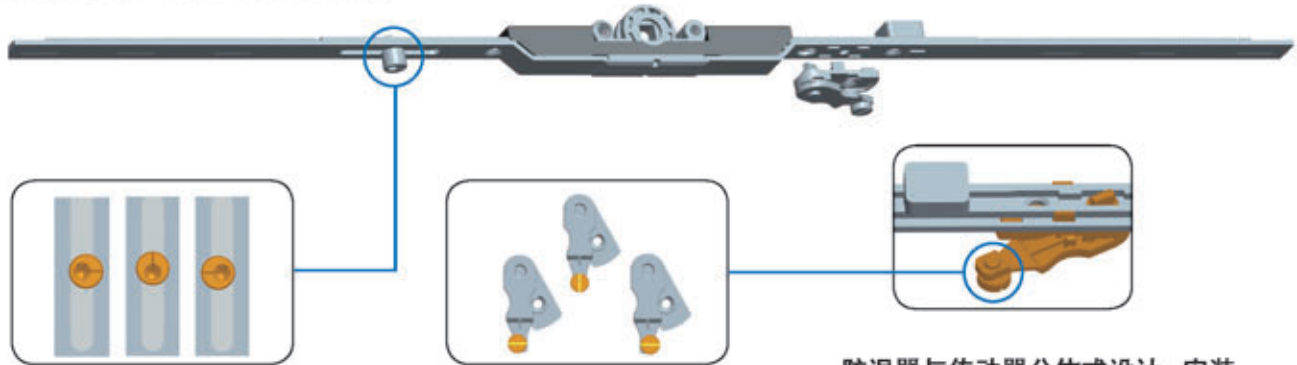
| | |
|--|---|
| <p>PFDK001</p>  <p>◆ 防盗块 ◆ Anti-theft Piece</p> |  |
| <p>PFZK00102</p>  <p>◆ 防撞块 ◆ Anti-strike Block</p> |  |
| <p>PFZK002</p>  <p>◆ 防撞块 ◆ Anti-strike Block</p> |  |
| <p>PFZK003</p>  <p>◆ 防撞块 ◆ Anti-strike Block</p> |  |

推拉配件系列 Sliding Fitting Series

| | |
|--|--|
| <p>新</p>  | <p>PFZK004</p>  <p>◆ 防撞块 ◆ Anti-strike Block</p> |
|  | <p>FK-D</p>  <p>◆ 防撞块 ◆ Anti-strike Block</p> |

杆件系列特点 Features of Connector Rod Series

多边传动器 Muti-side Espag



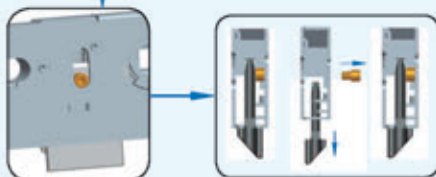

锁点可调节量达 $\pm 1.5\text{mm}$ ，有效调节门窗密闭性。
The lock points can be adjusted to $\pm 1.5\text{mm}$ amount, improve the window and door air-tightness.

一字螺丝刀调节偏心铆钉
Flathead screwdriver adjusts eccentric rivet

防误器与传动器分体式设计，安装便捷；分开安装可减少工程误操作破坏，使用寿命更长。

Easy installation for the separate design between anti-misoperation device and Espag; Install separately can reduce engineering misuse damage, with longer life.

模块式门锁 Modular locks



左右式可调设计
Adjustable design

组件化结构设计

- ◆ 组件化个体性能更易控制，锁具性能更佳。
- ◆ 维护便利、成本低，综合性价比更高，锁具连杆分体式设计。
- ◆ 避免长杆件弯、扭变形，提高产品使用顺畅性能。
- ◆ 提供多规格连杆、按需选配锁闭点数量，保证密封性能
- ◆ 提高锁具应用范围，实现一支扳手通用调节功能。

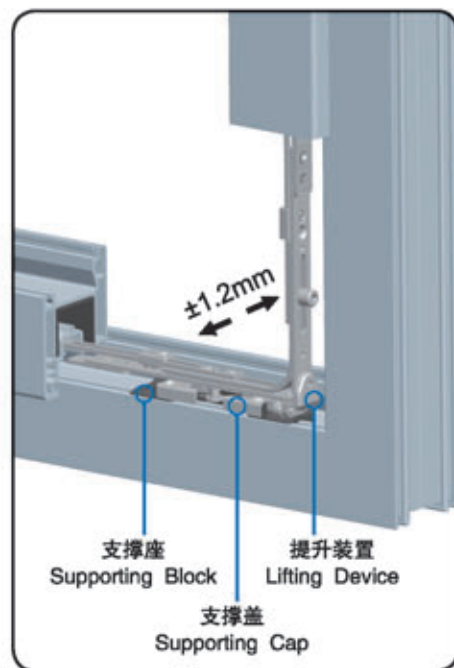
Component structure design

- ◆ Componentization performance can be easier to control, better lock performance.
- ◆ Maintenance convenience, low cost, comprehensive highly cost-effective, rod split design.
- ◆ Rod split design can avoid bending and twisting deformation, improving product smooth performance when using.
- ◆ Providing multi-standard linking rods, choose lock points quantity as needed to ensure the sealing performance
- ◆ Increase the range of applications to lock, a spanner can achieve universal adjustment function.

杆件系列 Connector Rod Series

转角器安装 / 调节示意图

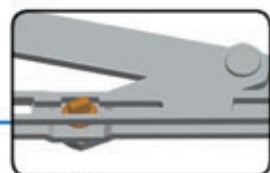
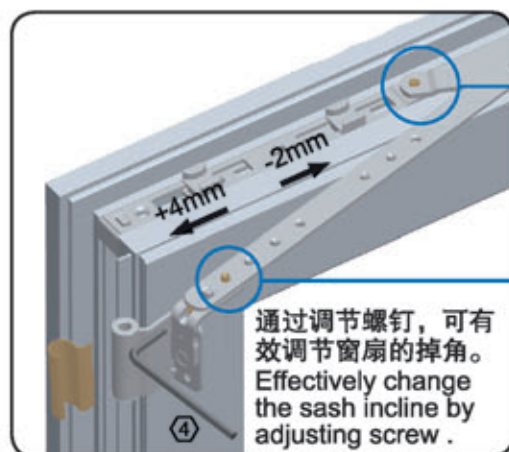
Corner Device Installation / Adjustment Illustration



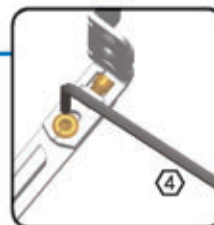
- ◆ 转角器装有可调及防盗锁点，调节量 $\pm 1.2\text{mm}$ ，可有效调节门窗锁闭后的气密性、水密性和胶条的压紧度。（此调节方式适用于所有带偏心锁点的转角器）
- ◆ 提升装置可使窗扇启闭更加顺畅，同时能有效的改善窗扇的掉角和提高五金件的抗疲劳能力，从而延长合页的使用寿命。
- ◆ 采用一体式，方便安装固定。
- ◆ Corner device was installed adjustable lock point, which can be adjusted $\pm 1.2\text{mm}$ to improve the air-tightness, water-tightness and the compaction of the sash and frame.(this adjusting method can be applied to all the corner device with adjustable lock point.)
- ◆ Lifting device can make window open or close more smoothly, prevent the window from incline and improve anti-wearing ability,then extend the life circle of pivot hinge.
- ◆ Adopt the integral type,it's convnient to install and be fixed.

拉杆安装 / 调节示意图

Connector Rod Installation / Adjustment Illustration



防误铆钉
Anti-misoperation Rivet



旋转放大
Turn to enlarge
space by adjusting

拉杆装有可调锁点，调节量 $\pm 1\text{mm}$ ，可有效调节门窗锁闭后的气密性、水密性和胶条的压紧度。

Corner rod was installed adjustable lock point, which can be adjusted $\pm 1\text{mm}$ to improve the air-tightness, water-tightness and the compaction of the sash and frame.

◆ 此调节方式可适用于所有规格的拉杆。

◆ This adjusting method can be applied to various specification of connector.

转角器系列 Corner Device Series

| 产品代号 / Series Code | 锁点数量 / Number of lock |
|---|-----------------------|
| PZJQ001 | 1 |
|  | |

| 产品代号 / Series Code | 锁点数量 / Number of lock |
|---|-----------------------|
| PZJQ002 | 2 |
|  | |

| 产品代号 / Series Code | 锁点数量 / Number of lock |
|---|-----------------------|
| PZJQ003 | 1 |
|  | |

| 产品代号 / Series Code | 锁点数量 / Number of lock |
|--|-----------------------|
| PZJQ004 | 2 |
|  | |

拉杆系列 Connector Rod Series

拉杆 (平开下悬窗)

Connector Rod(Tilt-and-Turn Window Series)

- ◆分左右
- ◆订购时需注明颜色
- ◆拉杆不包括外壳 PHYSN002-03A, 外壳单独下单
- ◆ Left&Right
- ◆ Please indicate the color while place the order
- ◆ Connector rod not include outer cover PHYSN002-03A,outer cover place separate order



| 适用宽度 /Applicable width | 产品代号 /Series Code | 适用宽度 /Applicable width | 产品代号 /Series Code |
|------------------------|-------------------|------------------------|-------------------|
| 430 – 600 | PLGNXR0904-06A | 430 – 600 | PLGNXR1304-06A |
| 601 – 800 | PLGNXR0906-08A | 601 – 800 | PLGNXR1306-08A |
| 801 – 1000 | PLGNXR0908-10A | 801 – 1000 | PLGNXR1308-10A |

拉杆 (下悬平开窗)

Connector Rod(Turn-and-Tilt Window Series)

- ◆分左右
- ◆订购时需注明颜色
- ◆拉杆不包括外壳 PHYSN002-03A, 外壳单独下单
- ◆ Left&Right
- ◆ Please indicate the color while place the order
- ◆ Connector rod not include outer cover PHYSN002-03A,outer cover place separate order



| 适用宽度 /Applicable width | 产品代号 /Series Code | 适用宽度 /Applicable width | 产品代号 /Series Code |
|------------------------|-------------------|------------------------|-------------------|
| 430 – 600 | PLGXNR0904-06A | 430 – 600 | PLGXNR1304-06A |
| 601 – 800 | PLGXNR0906-08A | 601 – 800 | PLGXNR1306-08A |
| 801 – 1000 | PLGXNR0908-10A | 801 – 1000 | PLGXNR1308-10A |

◆ 拉杆代号说明

P L G N X R 09 04-06A

P: 塑窗 LG: 拉杆 N: 内开 X: 下悬 R: 右式 09: 适用型材 04-06: 适用窗扇槽宽 430-600mm

A: 版本号

注: 未按此规定出示的代号为通用铝合金门窗的产品, 一律用原代号。

◆ Direction for Codes of Connector Rod


P L G N X R 09 04-06A


P:PVC Window LG:connector rod N:open-in X:tilt R:Right 09:suitable profile

04-06:Suitable window width from430-600mm A:Version number

Note: The products which are not named under this direction are KinLong's common products and the previous code of the product is available.

连杆系列 Linking Rod Series

| 连接杆 Linking Rod | | | | |
|--|-----------------------|------------------------------|---------------------|--------------|
|  | | | | |
| 适用高度 Applicable Height | 杆件长度 Length of rod | 锁点数量 Number of lock point | 产品代号 Series Code | 备注 Remark |
| 1200 – 1500 | 400 | 1 | PLJG012-15A | |
| 1500 – 1800 | 550 | 1 | PLJG015-18A | |

| 连接杆 Linking Rod | | | | |
|--|-----------------------|------------------------------|---------------------|--------------|
|  | | | | |
| 适用高度 Applicable Height | 杆件长度 Length of rod | 锁点数量 Number of lock point | 产品代号 Series Code | 备注 Remark |
| 1200 – 2300 | 200 | 0 | PLJG012-23A | |

◆ 连接杆代号说明

例 : P L J G 012-15A

P: 塑窗 L J G: 连接杆 012-15: 适用窗扇槽高 1200-1500mm A: 版本号


注: 未按此规定出示的代号为通用铝合金门窗的产品, 一律用原代号。

◆ Direction for Series Codes of Linking Rod

Example: P L J G 012-15A

P: PVC Window L J G: linking rod 012-15: suitable window height from 1200-1500mm A: Version number .

Note: The products which are not named under this direction are KinLong's common products and the previous code of the product is available.

| 边传动杆 Side Transmission Rod | | | | |
|--|-----------------------|------------------------------|---------------------|--------------|
|  | | | | |
| 适用高度 Applicable Height | 杆件长度 Length of rod | 锁点数量 Number of lock point | 产品代号 Series Code | 备注 Remark |
| 选配 / Selective | 400 | 1 | PBCDG004 | |
| 选配 / Selective | 500 | 1 | PBCDG005 | |
| 选配 / Selective | 600 | 1 | PBCDG006 | |
| 选配 / Selective | 800 | 2 | PBCDG008 | |

◆ 边传动杆代号说明

例 : P B C D G 004

P: 塑窗 B C D G: 边传动杆 004: 杆件长度 400mm

注: 未按此规定出示的代号为通用铝合金门窗的产品, 一律用原代号



◆ Direction for Series Codes of Side Transmission Rod

Example: P B C D G 004


P: PVC Window B C D G: Side Transmission Rod 004: length of fixing rod 400mm

Note: The products which are not named under this direction are KinLong's common products and the previous code of the product is available.


插销杆系列 Socket Series

| | | | |
|---|---------------------|---|---------------------|
|  | |  | |
| 配件名称 Item Name | 产品代号 Series Code | 配件名称 Item Name | 产品代号 Series Code |
| 单动插销 /Socket | PCXGN012 | 扳手 /Spanner | PYBS001 |

插销杆 (假中挺对开窗)
Socket Rod(Double-leaf window with false mullion)

| | | | |
|--|-----------------------|---------------------|--------------|
|  | | | |
| 适用高度 Applicable Height | 杆件长度 Length of rod | 产品代号 Series Code | 备注 Remark |
| 1200 –1500 | 1095 | PCXGN012-15A | |
| 1500-1900 | 1495 | PCXGN015-19A | |
| 1900-2300 | 1895 | PCXGN019-23A | |

暗插销杆 (假中挺对开窗)
Concealed Socket Rod(Double-leaf window with false mullion)

| | | | |
|--|-----------------------|---------------------|--------------|
|  | | | |
| 适用高度 Applicable Height | 杆件长度 Length of rod | 产品代号 Series Code | 备注 Remark |
| 1200 –1500 | 1095 | PCXGNY012-15A | |
| 1500-1900 | 1495 | PCXGNY015-19A | |
| 1900-2300 | 1895 | PCXGNY019-23A | |

◆ 插销杆代号说明

例 :P CXG N Y 012-15A

P: 塑窗 CXG: 插销杆 N: 内开 (Y): 隐藏 012-15: 适用窗扇槽高 1200-1500mm A: 版本号

注: 未按此规定出示的代号为通用铝合金门窗的产品, 一律用原代号

◆ Direction for Series Codes of Socket Rod

Example:P CXG N 012-15A

P:PVC Window CXG:socket rod N:opne-in (Y):concealed 012-15:suitable window height from1200-1500mm.

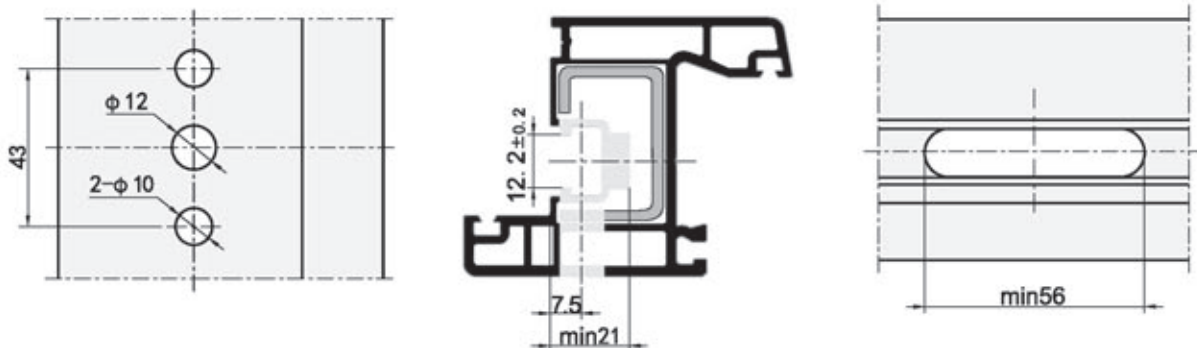
A: Version number

Note:The products which are not named under this direction are KinLong's common products and the previous code of the product is available.

传动器系列 Transmitter Series

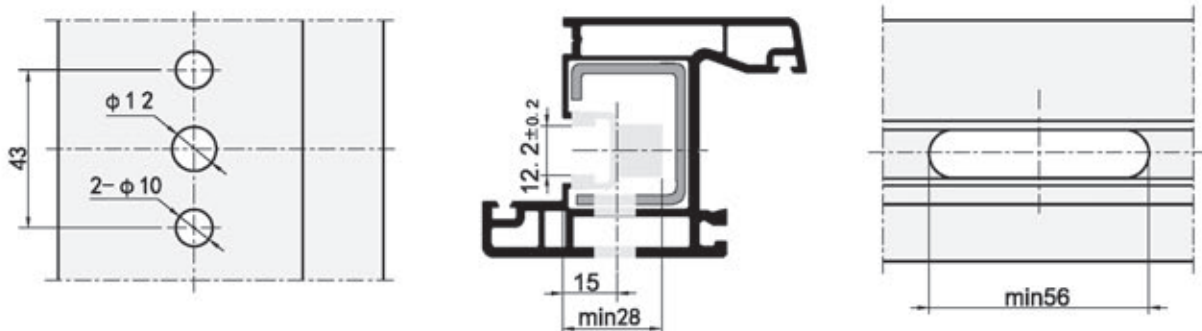
7.5mm 中心距传动器的开孔尺寸图

Drilling dimension for transmitter of centre to centre distance is 7.5mm



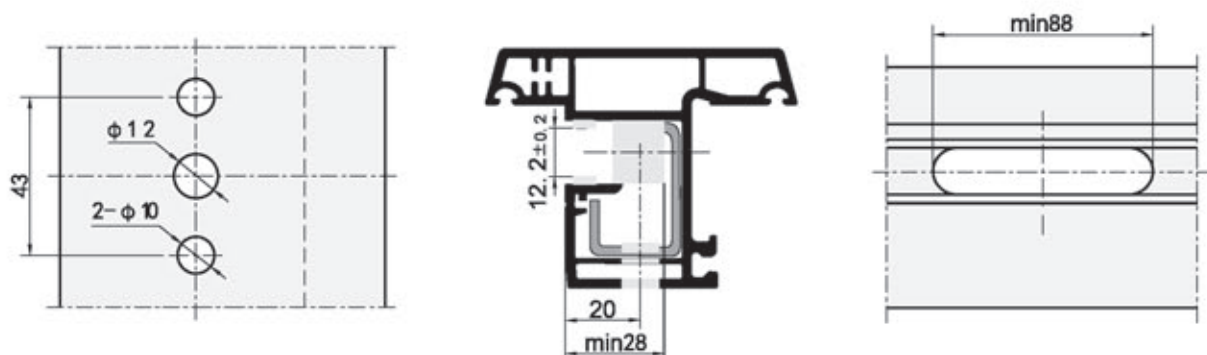
15mm 中心距传动器的开孔尺寸图

Drilling dimension for transmitter of centre to centre distance is 15mm



20mm 中心距传动器的开孔尺寸图

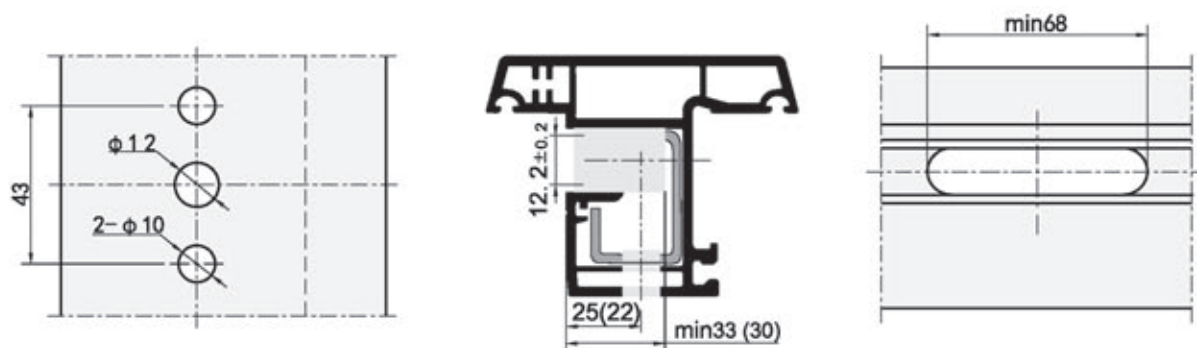
Drilling dimension for transmitter of centre to centre distance is 20mm



传动器系列 Transmitter Series

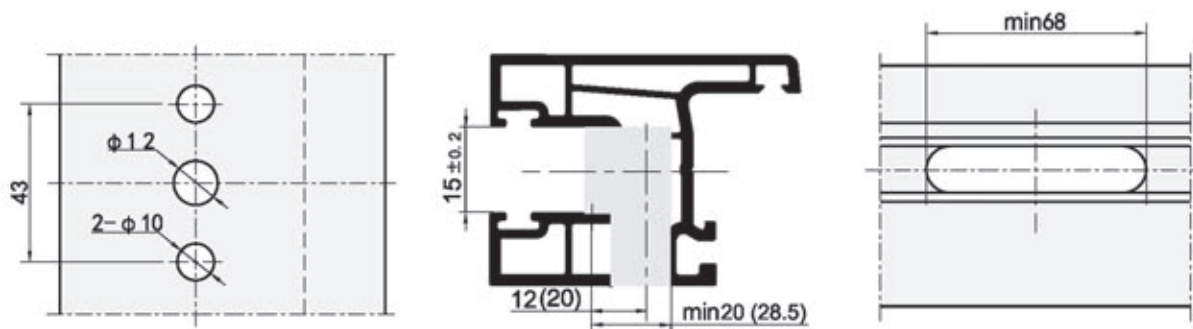
25(22)mm 中心距传动器的开孔尺寸图

Drilling dimension for transmitter of centre to centre distance is 25(22)mm



12(20)mm 中心距传动器的开孔尺寸图

Drilling dimension for transmitter of centre to centre distance is 12(20)mm

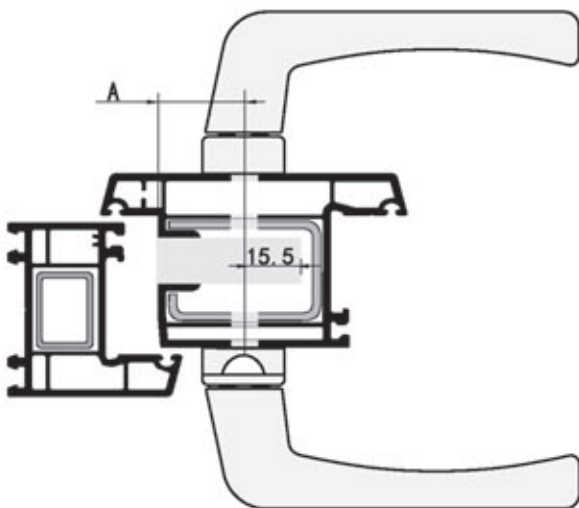
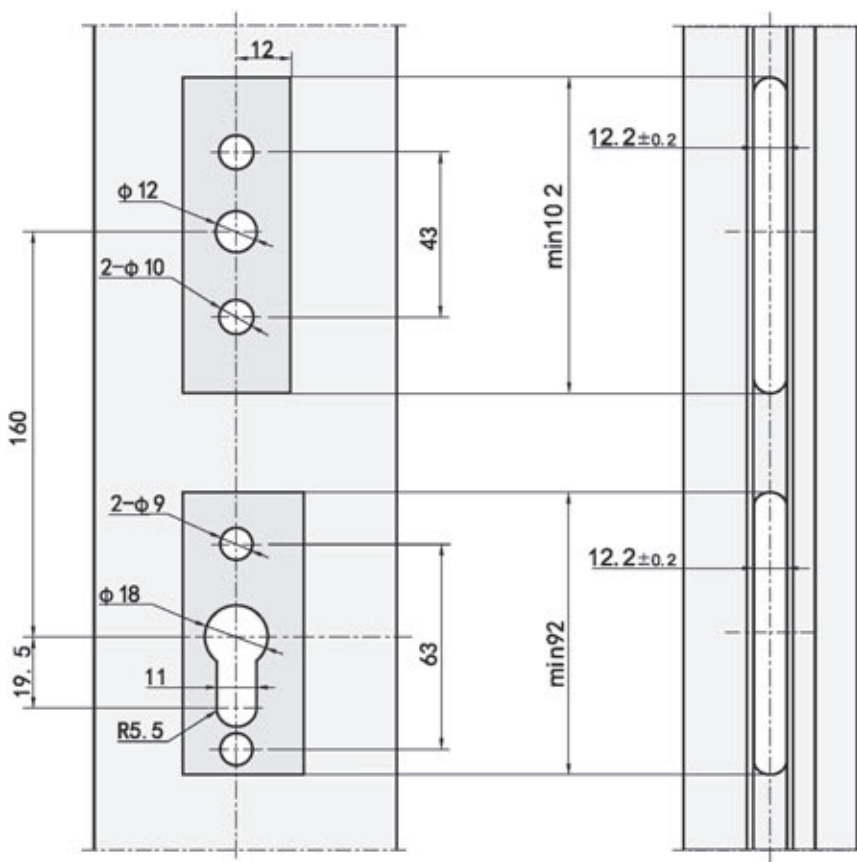


传动器系列

Transmitter Series

平开门带锁传动器的开孔尺寸图

Drilling dimension for transmitter with lock of side hung door



- ◆ A=25、30、35、40、45
- ◆ 此开孔图也可适用于不带锁的传动器
(只需将锁盒的开孔省略即可)。
- ◆ A=25、30、35、40、45
- ◆ The drilling dimension mentioned above is
also suitable for the transmitter without lock
(the hole for the lock can be ignored).

传动器系列 Transmitter Series

7.5mm 中心距

Centre to Centre distance is 7.5mm



防误器 PFWR001
Anti-misoperation Device PFWR001

传动器不包括防误器，防误器需单独下单且分左右

Transmitter not include Anti-misoperation device, anti-misoperation device need place separate order and include left and right type.

| 适用高度 Applicable Height | 杆件长度 Length of rod | 锁点数量 Number of lock point | 产品代号 Series Code | 备注 Remark |
|---------------------------|-----------------------|------------------------------|---------------------|--------------------------|
| 700-900 | 596 | 1 | PCDQN07507-09A | 采用一体式 Integrated Type |
| 901-1200 | 896 | 1 | PCDQN07509-12A | |
| 1201-1600 | 1296 | 1 | PCDQN07512-16A | |
| 1201-1800 | 392 | 0 | PCDQN07512-18A | 采用分体式 Split Type |

7.5mm 中心距

Centre to Centre distance is 7.5mm



防误器 PFWR001
Anti-misoperation Device PFWR001

传动器不包括防误器，防误器需单独下单且分左右

Transmitter not include Anti-misoperation device, anti-misoperation device need place separate order and include left and right type.

| 适用高度 Applicable Height | 杆件长度 Length of rod | 锁点数量 Number of lock point | 产品代号 Series Code | 备注 Remark |
|---------------------------|-----------------------|------------------------------|---------------------|--------------------------|
| 700-900 | 596 | 1 | PCDQN27507-09 | 采用一体式 Integrated Type |
| 901-1200 | 896 | 1 | PCDQN27509-12 | |
| 1201-1600 | 1296 | 1 | PCDQN27512-16 | |
| 1201-1800 | 392 | 0 | PCDQN27512-18 | 采用分体式 Split Type |

◆ 窗传动器代号说明

例 :P CDQ N 075 07-09A

P: 塑窗 CDQ: 传动器 N: 内开 0: 系列 75: 中心距 7.5mm 07-09: 适用窗扇槽高 690-900mm A: 版本号

注: 未按此规定出示的代号为通用铝合金门窗的产品, 一律用原代号

◆ Direction for Series Codes of Window Transmitters

Example: P CDQ N 075 07-09A

P: PVC Window CDQ: transmitter N: open-in 0: Series 75: centre to centre distance 7.5mm 07-09: suitable window height 690-900mm A: Version Number

Note: The products which are not named under this direction are KinLong's common products and the previous code of the product is available.

传动器系列 Transmitter Series

15mm 中心距
Centre to Centre distance is 15mm



防误器 PFWQR001
Anti-misoperation Device PFWQR001



传动器不包括防误器，防误器需单独下单且分左右

Transmitter not include Anti-misoperation device, anti-misoperation device need place separate order and include left and right type.

| 适用高度 Applicable Height | 杆件长度 Length of rod | 锁点数量 Number of lock point | 产品代号 Series Code | 备注 Remark |
|---------------------------|-----------------------|------------------------------|---------------------|--------------------------|
| 700-900 | 602 | 1 | PCDQN01507-09A | 采用一体式 Integrated Type |
| 901-1200 | 902 | 1 | PCDQN01509-12A | |
| 1201-1600 | 1302 | 1 | PCDQN01512-16A | |
| 1201-1800 | 398 | 0 | PCDQN01512-18A | 采用分体式 Split Type |

15mm 中心距
Centre to Centre distance is 15mm



| 适用高度 Applicable Height | 杆件长度 Length of rod | 锁点数量 Number of lock point | 产品代号 Series Code | | | 备注 Remark |
|---------------------------|-----------------------|------------------------------|------------------|--------------------------|---------------|------------------------------|
| | | | 内平开 Inward | 微通风 Micro-ventilation | 推拉 Sliding | |
| 400-600 | 356 | 2 | PCDQND01504 | PCDQF01504 | PCDQT01504 | 单边传动器 Single side Type |
| 601-800 | 586 | 2 | PCDQND01506 | PCDQF01506 | PCDQT01506 | |
| 801-1000 | 786 | 2 | PCDQND01508 | PCDQF01508 | PCDQT01508 | |
| 1001-1200 | 986 | 3 | PCDQND01510 | PCDQF01510 | PCDQT01510 | |
| 1201-1400 | 1186 | 3 | PCDQND01512 | PCDQF01512 | PCDQT01512 | |
| 1401-1600 | 1386 | 4 | PCDQND01514 | PCDQF01514 | PCDQT01514 | |
| 1601-1800 | 1586 | 4 | PCDQND01516 | PCDQF01516 | PCDQT01516 | |
| 1801-2000 | 1786 | 4 | PCDQND01518 | PCDQF01518 | PCDQT01518 | |
| 2001-2200 | 1986 | 4 | PCDQND01520 | PCDQF01520 | PCDQT01520 | |

传动器系列 Transmitter Series

7.5mm 中心距
Centre to Centre distance is 7.5mm



| 适用高度 Applicable Height | 杆件长度 Length of rod | 锁点数量 Number of lock point | 产品代号 Series Code | | | 备注 Remark |
|---------------------------|-----------------------|------------------------------|------------------|--------------------------|---------------|------------------------------|
| | | | 内平开 Inward | 微通风 Micro-ventilation | 推拉 Sliding | |
| 400-600 | 350 | 2 | PCDQND07504 | PCDQF07504 | PCDQT07504 | 单边传动器 Single side Type |
| 601-800 | 580 | 2 | PCDQND07506 | PCDQF07506 | PCDQT07506 | |
| 801-1000 | 780 | 2 | PCDQND07508 | PCDQF07508 | PCDQT07508 | |
| 1001-1200 | 980 | 3 | PCDQND07510 | PCDQF07510 | PCDQT07510 | |
| 1201-1400 | 1180 | 3 | PCDQND07512 | PCDQF07512 | PCDQT07512 | |
| 1401-1600 | 1380 | 4 | PCDQND07514 | PCDQF07514 | PCDQT07514 | |
| 1601-1800 | 1580 | 4 | PCDQND07516 | PCDQF07516 | PCDQT07516 | |
| 1801-2000 | 1780 | 4 | PCDQND07518 | PCDQF07518 | PCDQT07518 | |
| 2001-2200 | 1980 | 4 | PCDQND07520 | PCDQF07520 | PCDQT07520 | |

7.5mm 中心距，外壳一体式
Centre to Centre distance is 7.5mm,integrative type



| 适用高度 Applicable Height | 杆件长度 Length of rod | 锁点数量 Number of lock point | 产品代号 Series Code | | | 备注 Remark |
|---------------------------|-----------------------|------------------------------|------------------|--------------------------|---------------|------------------------------|
| | | | 内平开 Inward | 微通风 Micro-ventilation | 推拉 Sliding | |
| 400-600 | 350 | 2 | PCDQND27504 | PCDQF27504 | PCDQT27504 | 单边传动器 Single side Type |
| 601-800 | 580 | 2 | PCDQND27506 | PCDQF27506 | PCDQT27506 | |
| 801-1000 | 780 | 2 | PCDQND27508 | PCDQF27508 | PCDQT27508 | |
| 1001-1200 | 980 | 3 | PCDQND27510 | PCDQF27510 | PCDQT27510 | |
| 1201-1400 | 1180 | 3 | PCDQND27512 | PCDQF27512 | PCDQT27512 | |
| 1401-1600 | 1380 | 4 | PCDQND27514 | PCDQF27514 | PCDQT27514 | |
| 1601-1800 | 1580 | 4 | PCDQND27516 | PCDQF27516 | PCDQT27516 | |
| 1801-2000 | 1780 | 4 | PCDQND27518 | PCDQF27518 | PCDQT27518 | |
| 2001-2200 | 1980 | 4 | PCDQND27520 | PCDQF27520 | PCDQT27520 | |

传动器系列 Transmitter Series

7.5mm 中心距
Centre to Centre distance is 7.5mm



| 适用高度 Applicable Height | 杆件长度 Length of rod | 锁点数量 Number of lock point | 产品代号 Series Code | 备注 Remark |
|---------------------------|-----------------------|------------------------------|---------------------|---------------------------------------|
| 601-800 | 580 | 2 | PCDQS07506 | 双向传动器 Double-action Transmitter |
| 801-1000 | 780 | 2 | PCDQS07508 | |
| 1001-1200 | 980 | 3 | PCDQS07510 | |
| 1201-1400 | 1180 | 3 | PCDQS07512 | |
| 1401-1600 | 1380 | 4 | PCDQS07514 | |

20mm 中心距
Centre to Centre distance is 20mm




| 适用高度 Applicable Height | 杆件长度 Length of rod | 锁点数量 Number of lock point | 产品代号 Series Code | | 备注 Remark |
|---------------------------|-----------------------|------------------------------|------------------|---------------|------------------------------|
| | | | 外平开 Open-out | 推拉 Sliding | |
| 400-600 | 356 | 2 | PCDQWD02004 | PCDQT02004 | 单边传动器 Single side Type |
| 601-800 | 586 | 2 | PCDQWD02006 | PCDQT02006 | |
| 801-1000 | 786 | 2 | PCDQWD02008 | PCDQT02008 | |
| 1001-1200 | 986 | 3 | PCDQWD02010 | PCDQT02010 | |
| 1201-1400 | 1186 | 3 | PCDQWD02012 | PCDQT02012 | |
| 1401-1600 | 1386 | 4 | PCDQWD02014 | PCDQT02014 | |
| 1601-1800 | 1586 | 4 | PCDQWD02016 | PCDQT02016 | |
| 1801-2000 | 1786 | 4 | PCDQWD02018 | PCDQT02018 | |
| 2001-2200 | 1986 | 4 | PCDQWD02020 | PCDQT02020 | |

传动器系列 Transmitter Series

22mm 中心距

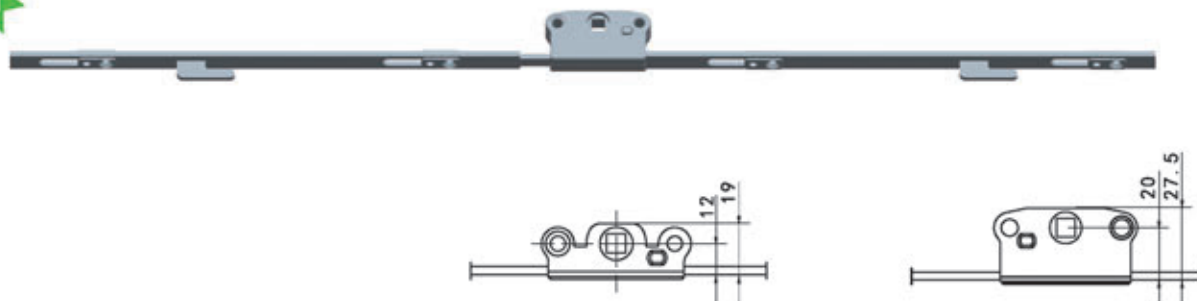
Centre to Centre distance is 22mm



| 适用高度 Applicable Height | 杆件长度 Length of rod | 锁点数量 Number of lock point | 产品代号 Series Code | | 备注 Remark |
|---------------------------|-----------------------|------------------------------|------------------|---------------|------------------------------|
| | | | 外平开 Open-out | 推拉 Sliding | |
| 400-600 | 353 | 2 | PCDQWD02204 | PCDQT02204 | 单边传动器 Single side Type |
| 601-800 | 583 | 2 | PCDQWD02206 | PCDQT02206 | |
| 801-1000 | 783 | 2 | PCDQWD02208 | PCDQT02208 | |
| 1001-1200 | 983 | 3 | PCDQWD02210 | PCDQT02210 | |
| 1201-1400 | 1183 | 3 | PCDQWD02212 | PCDQT02212 | |
| 1401-1600 | 1383 | 4 | PCDQWD02214 | PCDQT02214 | |
| 1601-1800 | 1583 | 4 | PCDQWD02216 | PCDQT02216 | |
| 1801-2000 | 1783 | 4 | PCDQWD02218 | PCDQT02218 | |
| 2001-2200 | 1983 | 4 | PCDQWD02220 | PCDQT02220 | |

12mm/20mm 中心距 (适用于推拉窗 / 门)

Centre to Centre distance is 12mm/20mm(Applicable to sliding window/door)



| 杆件长度 Length of rod | 锁点数量 Number of lock point | 产品代号 Series Code | | 产品代号 Series Code | | 备注 Remark |
|-----------------------|------------------------------|------------------|--------------|------------------|---------------|------------------------------|
| | | 推拉 I Sliding | | 推拉 II Sliding | | |
| 600 | 2 | PCDQ01206/ I | PCDQ02006/ I | PCDQ01206/ II | PCDQ02006/ II | 单边传动器 Single side Type |
| 800 | 2 | PCDQ01208/ I | PCDQ02008/ I | PCDQ01208/ II | PCDQ02008/ II | |
| 1000 | 3 | PCDQ01210/ I | PCDQ02010/ I | PCDQ01210/ II | PCDQ02010/ II | |
| 1200 | 3 | PCDQ01212/ I | PCDQ02012/ I | PCDQ01212/ II | PCDQ02012/ II | |
| 1400 | 3 | PCDQ01214/ I | PCDQ02014/ I | PCDQ01214/ II | PCDQ02014/ II | |

传动器系列 Transmitter Series

25mm 中心距
Centre to Centre distance is 25mm



| 适用高度 Applicable Height | 杆件长度 Length of rod | 锁点数量 Number of lock point | 产品代号 Series Code | | 备注 Remark |
|---------------------------|-----------------------|------------------------------|------------------|---------------|------------------------------|
| | | | 外平开 Open-out | 推拉 Sliding | |
| 400-600 | 356 | 2 | PCDQWD02504 | PCDQT02504 | 单边传动器 Single side Type |
| 601-800 | 586 | 2 | PCDQWD02506 | PCDQT02506 | |
| 801-1000 | 786 | 2 | PCDQWD02508 | PCDQT02508 | |
| 1001-1200 | 986 | 3 | PCDQWD02510 | PCDQT02510 | |
| 1201-1400 | 1186 | 3 | PCDQWD02512 | PCDQT02512 | |
| 1401-1600 | 1386 | 4 | PCDQWD02514 | PCDQT02514 | |
| 1601-1800 | 1586 | 4 | PCDQWD02516 | PCDQT02516 | |
| 1801-2000 | 1786 | 4 | PCDQWD02518 | PCDQT02518 | |
| 2001-2200 | 1986 | 4 | PCDQWD02520 | PCDQT02520 | |

25mm 中心距
Centre to Centre distance is 25mm



| 适用高度 Applicable Height | 杆件长度 Length of rod | 锁点数量 Number of lock point | 中心距 Centre | 产品代号 Series Code | 备注 Remark |
|---------------------------|-----------------------|------------------------------|---------------|---------------------|-----------------------------|
| 1800-2200 | 1786 | 4 | 25mm | PMCDQSS02518 | 采用一体式 Integrated Type |
| 2000-2400 | 1986 | 4 | | PMCDQSS02520 | |

传动器系列 Transmitter Series

30/35mm 中心距
Centre to Centre distance is 30/35mm



| 适用高度 Applicable Height | 杆件长度 Length of rod | 锁点数量 Number of lock point | 产品代号 Series Code | 备注 Remark |
|---------------------------|-----------------------|------------------------------|---------------------|---------------------|
| 1600-2800 | 800 | 2 | PMCDQS03008A | 采用分体式 Split type |
| 1600-2800 | 800 | 2 | PMCDQS03508A | |

30/35mm 中心距
Centre to Centre distance is 30/35mm



| 适用高度 Applicable Height | 杆件长度 Length of rod | 锁点数量 Number of lock point | 产品代号 Series Code | 备注 Remark |
|---------------------------|-----------------------|------------------------------|---------------------|---------------------|
| 1600-2800 | 800 | 2 | PMCDQSS03008A | 采用分体式 Split type |
| 1600-2800 | 800 | 2 | PMCDQSS03508A | |


30/35mm 中心距
Centre to Centre distance is 30/35mm




| 适用高度 Applicable Height | 杆件长度 Length of rod | 锁点数量 Number of lock point | 中心距 Centre | 产品代号 Series Code | 备注 Remark |
|---------------------------|-----------------------|------------------------------|---------------|---------------------|--------------------------|
| 1800-2200 | 1786 | 4 | 30mm | PMCDQS03018 | 采用一体式 Integrated Type |
| 2000-2400 | 1986 | 4 | | PMCDQS03020 | |
| 1800-2200 | 1786 | 4 | 35mm | PMCDQS03518 | |
| 2000-2400 | 1986 | 4 | | PMCDQS03520 | |

传动器系列 Transmitter Series


30/35mm 中心距
Centre to Centre distance is 30/35mm

|  | | | | | |
|--|-----------------------|------------------------------|---------------|---------------------|-----------------------------|
| 适用高度 Applicable Height | 杆件长度 Length of rod | 锁点数量 Number of lock point | 中心距 Centre | 产品代号 Series Code | 备注 Remark |
| 1800-2200 | 1786 | 4 | 30mm | PMCDQSS03018 | 采用一体式 Integrated Type |
| 2000-2400 | 1986 | 4 | | PMCDQSS03020 | |
| 1800-2200 | 1786 | 4 | 35mm | PMCDQSS03518 | |
| 2000-2400 | 1986 | 4 | | PMCDQSS03520 | |


40mm 中心距
Centre to Centre distance is 40mm


|  | | | | | |
|--|-----------------------|------------------------------|---------------|---------------------|-----------------------------|
| 适用高度 Applicable Height | 杆件长度 Length of rod | 锁点数量 Number of lock point | 中心距 Centre | 产品代号 Series Code | 备注 Remark |
| 1800-2200 | 1786 | 4 | 40mm | PMCDQS04018 | 采用一体式 Integrated Type |
| 2000-2400 | 1986 | 4 | | PMCDQS04020 | |

40mm 中心距
Centre to Centre distance is 40mm

|  | | | | | |
|--|-----------------------|------------------------------|---------------|---------------------|-----------------------------|
| 适用高度 Applicable Height | 杆件长度 Length of rod | 锁点数量 Number of lock point | 中心距 Centre | 产品代号 Series Code | 备注 Remark |
| 1800-2200 | 1786 | 4 | 40mm | PMCDQSS04018 | 采用一体式 Integrated Type |
| 2000-2400 | 1986 | 4 | | PMCDQSS04020 | |

传动器系列 Transmitter Series

| 45mm 中心距 Centre to Centre distance is 45mm | | | | | |
|--|-----------------------|------------------------------|---------------|---------------------|--------------------------|
|  | | | | | |
| 适用高度 Applicable Height | 杆件长度 Length of rod | 锁点数量 Number of lock point | 中心距 Centre | 产品代号 Series Code | 备注 Remark |
| 1800-2200 | 1786 | 4 | 45mm | PMCDQS04518 | 采用一体式 Integrated type |
| 2000-2400 | 1986 | 4 | | PMCDQS04520 | |

| 45mm 中心距 Centre to Centre distance is 45mm | | | | | |
|--|-----------------------|------------------------------|---------------|---------------------|--------------------------|
|  | | | | | |
| 适用高度 Applicable Height | 杆件长度 Length of rod | 锁点数量 Number of lock point | 中心距 Centre | 产品代号 Series Code | 备注 Remark |
| 1800-2200 | 1786 | 4 | 45mm | PMCDQSS04518 | 采用一体式 Integrated type |
| 2000-2400 | 1986 | 4 | | PMCDQSS04520 | |

◆ 门传动器代号说明

例 :P M CDQ S S 030 18

P: 塑窗 M: 门 CDQ: 传动器 S: 双面执手 S: 带锁 030: 中心距 30mm 18: 杆件长度 1800mm

注: 未按此规定出示的代号为通用铝合金门窗的产品, 一律用原代号

◆ Direction for Series Codes of Door Transmitter

Example:P M CDQ S S 030 18

P:PVC Window M:door CDQ: transmitter S:double-side handle S:lock

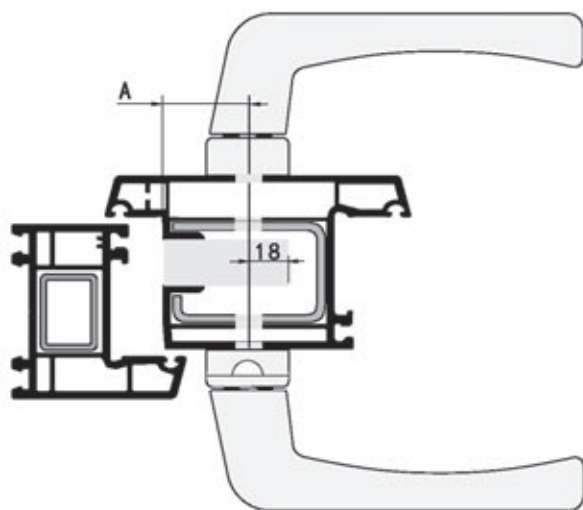
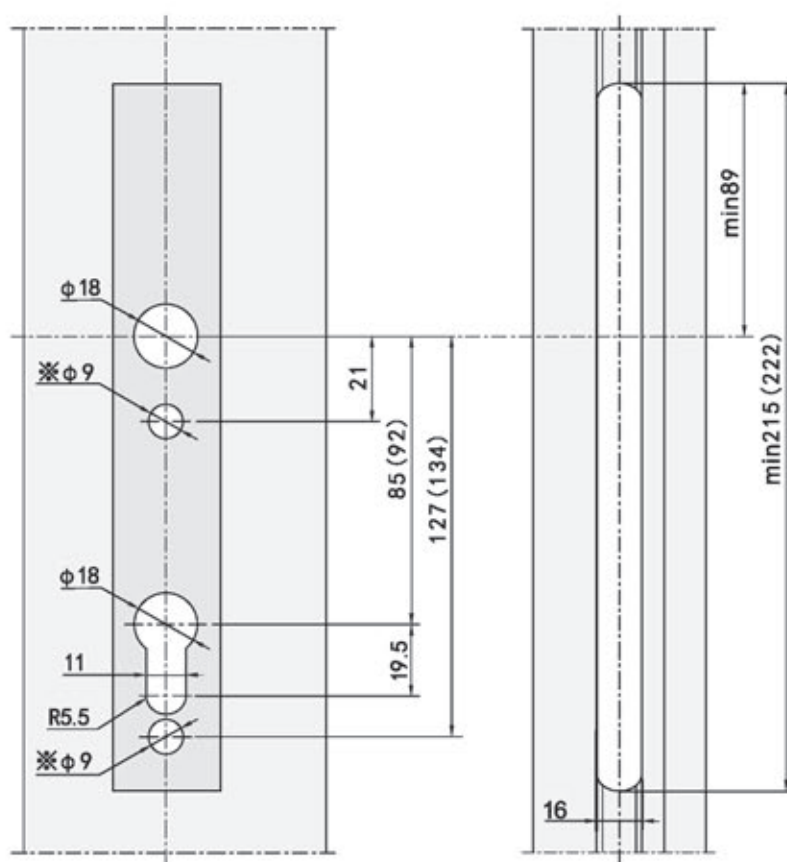
030:center to center distance30mm 18:length of fixing rod 1800mm

Note: The products which are not named under this direction are KinLong's common products and the previous code of the product is available.

门锁、锁芯系列 Door lock and cylinder Series

平开门门锁的开孔尺寸图

Drilling dimension for transmitter with lock of side hung door



- ◆ A=30、35、50
- ◆ 括号标注的尺寸为门锁 PMS9235/II 的开孔图
- ◆ 选用 PMZS218A 执手时，带 ※ 的孔径尺寸为 $\phi 10$
- ◆ 选用其他执手时，带 ※ 的孔径尺寸为 $\phi 9$
- ◆ the dimensions in brackets are suitable for doorlock of PMS9235/II
- ◆ Selecting MZS218A handle ,the size of aperture with ※ is $\phi 10$
- ◆ Selecting other handles ,through size of aperture with ※ is $\phi 9$


门锁、锁芯系列 Door lock and cylinder Series

30/35/50mm 中心距
center to center distance is 30/35/50mm



| 适用高度 Applicable Height | 杆件长度 Length of rod | 产品代号 Series Code | 备注 Remark |
|---------------------------|-----------------------|------------------|--------------------------|
| 1400-2800 | 300 | PMS30/II | 用于单点 For single point |
| 1400-2800 | 300 | PMS35/II | |
| 1400-2800 | 300 | PMS50/II | |
| 1400-2800 | 300 | PMS9235/II | |

30/35/50mm 中心距
center to center distance is 30/35/50mm



| 适用高度 Applicable Height | 杆件长度 Length of rod | 产品代号 Series Code | 备注 Remark |
|---------------------------|-----------------------|------------------|-------------------------|
| 1400-2800 | 390 | PMS30/IA | 用于多点 For multi-point |
| 1400-2800 | 390 | PMS35/IA | |
| 1400-2800 | 390 | PMS50/IA | |

◆ 门锁代号说明

例 : P MS 30/ I(II) A

P: 塑窗 MS: 门锁 30: 中心距 30mm I(II): 多点 (单点) A: 版本号

注: 此规定出示的代号为通用铝合金门窗的产品, 一律用原代号

◆ Direction for Series Codes of Window Transmitters




Example: P MS 30/ I(II) A

P: PVC Window MS: door lock 30: centre to centre distance 30mm

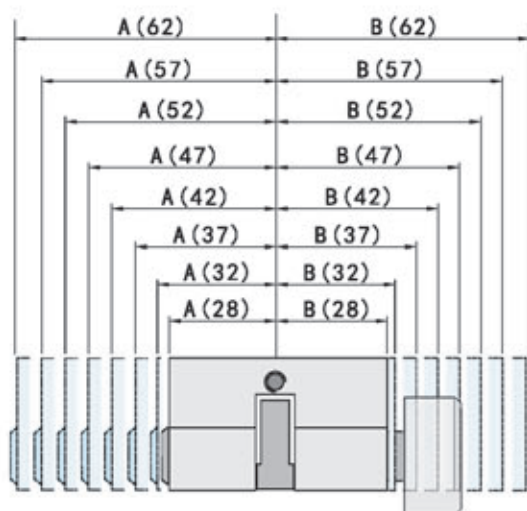
I(II): single point (multi -point) A : version number

Note: The products which are not named under this direction are KinLong's common products and the previous code of the product is available.

门锁、锁芯系列 Door lock and cylinder Series

| | | |
|---|---|---|
|  |  |  |
| <p>PSX A B/T 型号手轮锁芯 PSX A B/T cylinder for "T" knob</p> <p>B 的长度 length of B</p> <p>A 的长度 length of A</p> | <p>PSX A B</p> <p>B 的长度 length of B</p> <p>A 的长度 length of A</p> | <p>PSX A B/H 型号手轮锁芯 PSX A B/H cylinder for "H" knob</p> <p>B 的长度 length of B</p> <p>A 的长度 length of A</p> |

锁芯规格
Cylinder Specification



注:

A 为钥匙侧到中心的尺寸

B 为手轮侧到中心的尺寸

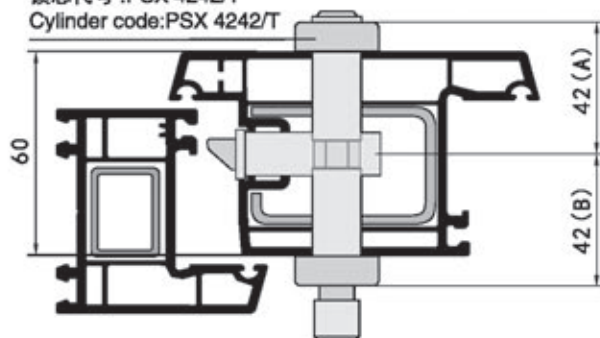
Instructions :

A is for the space from the key to cylinder center .

B is for the space from the knob to cylinder center .

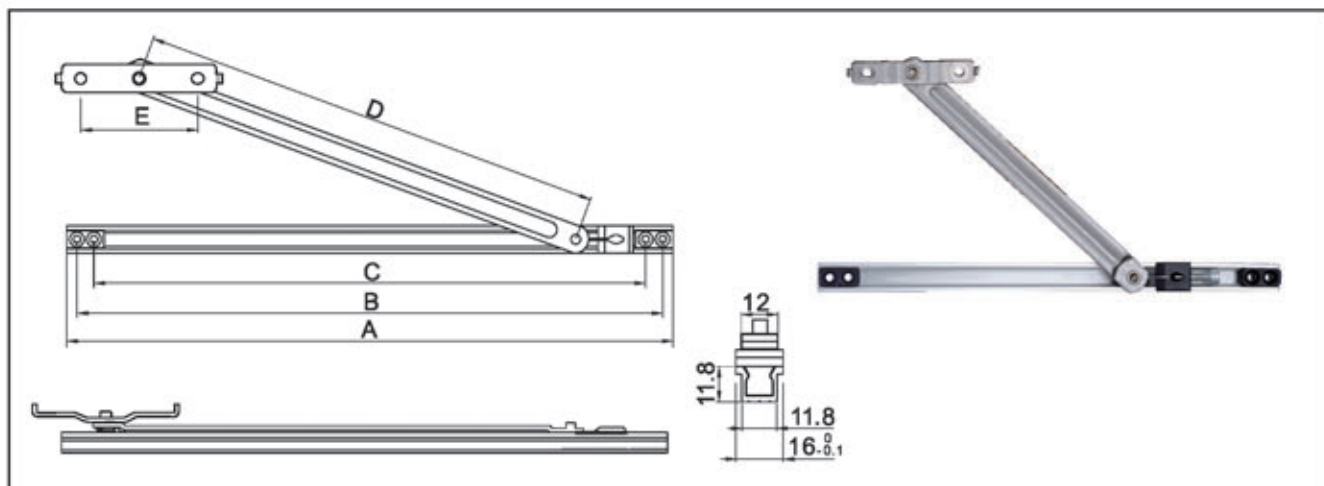
锁芯使用图例
Install Instruction

锁芯代号 : PSX 4242/T
Cylinder code: PSX 4242/T



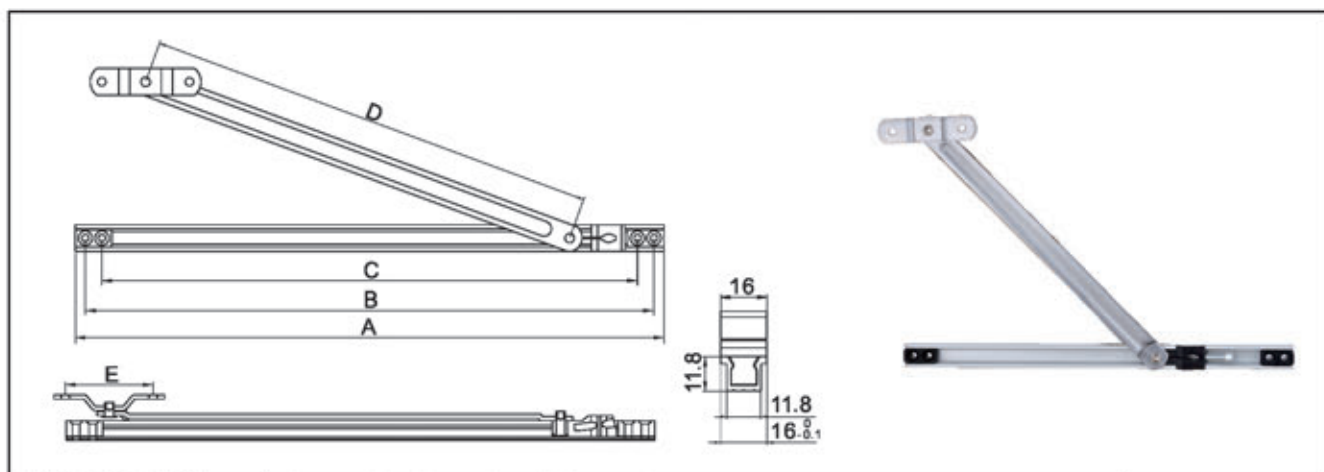
室内 In door

限位器系列 Pegstay Serie



安装尺寸 (单位 mm) Assembly dimension(Unit :mm)

| 型号 Type | A | B | C | D | E |
|----------------|-----|-----|-----|-----|----|
| PFC010008 | 203 | 191 | 171 | 116 | 50 |
| PFC040008(304) | | | | | |
| PFC010010 | 254 | 242 | 222 | 165 | 50 |
| PFC040010(304) | | | | | |
| PFC010012 | 305 | 293 | 273 | 210 | 50 |
| PFC040012(304) | | | | | |
| PFC010014 | 356 | 344 | 324 | 255 | 50 |
| PFC040014(304) | | | | | |
| PFC010016 | 356 | 344 | 324 | 290 | 50 |
| PFC040016(304) | | | | | |

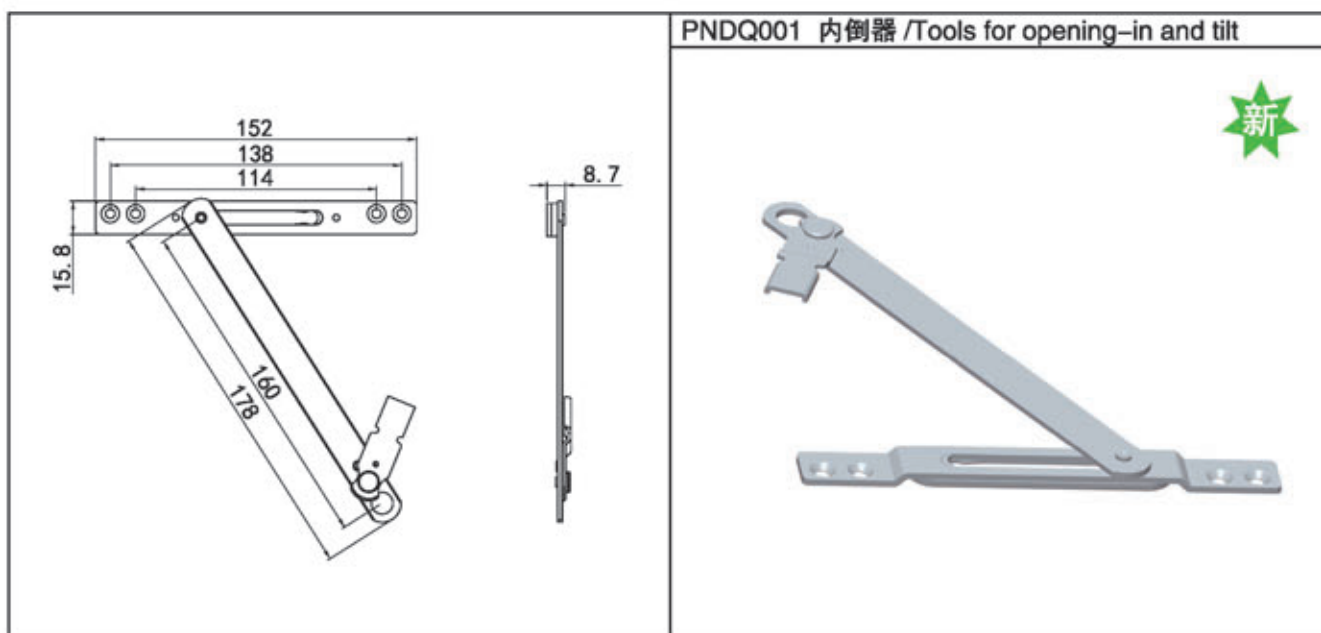


安装尺寸 (单位 mm) Assembly dimension(Unit :mm)


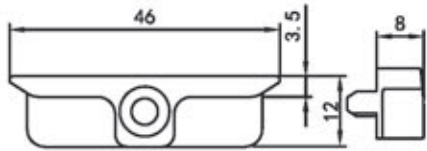

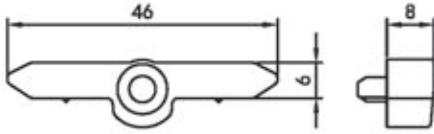

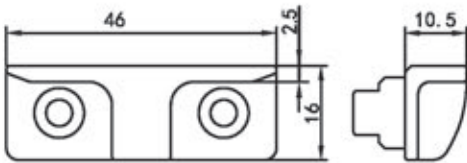

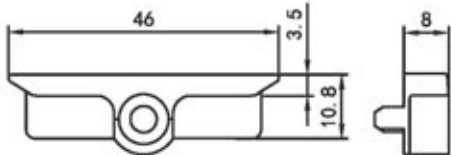

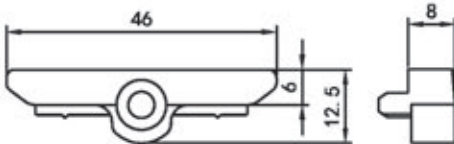
| 型号 Type | A | B | C | D | E |
|-----------|-----|-----|-----|-----|----|
| WFC010008 | 203 | 191 | 171 | 165 | 45 |
| WFC010010 | 254 | 242 | 222 | 210 | 45 |
| WFC010012 | 305 | 293 | 273 | 255 | 45 |

- ◆ 产品随着技术的改进, 某些参数会有所变化。
- ◆ The company reserves the right to interpret and change the specifications and illustrated details without prior notification .

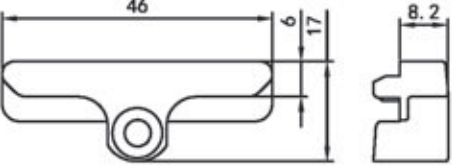

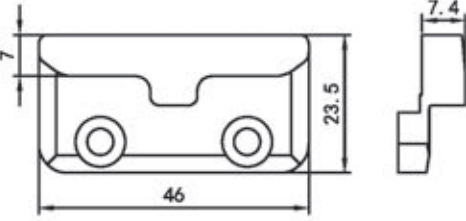

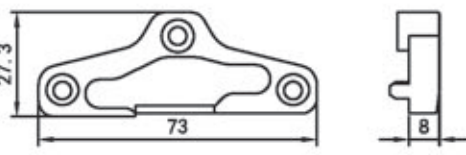

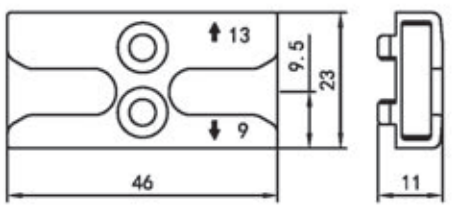

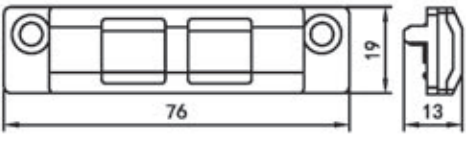

内倒器系列 Tools for opening-in and tilt Series



框部件系列 Frame Accessory Series

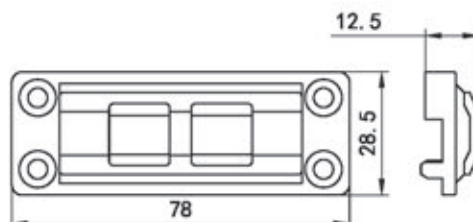
| | |
|---|--|
|  | <p>PSK00109</p>  <p>◆ 锁块 ◆ Locking Plate</p> |
|  | <p>PSK00113A</p>  <p>◆ 锁块 ◆ Locking Plate</p> |
|  | <p>PSK104</p>  <p>◆ 锁块 ◆ Locking Plate</p> |
|  | <p>PSK00709</p>  <p>◆ 锁块 ◆ Locking Plate</p> |
|  | <p>PSK00713</p>  <p>◆ 锁块 ◆ Locking Plate</p> |

框部件系列 Frame Accessory Series

| | |
|--|---|
|  <p>◆ 锁块 ◆ Locking Plate</p> | <p>PSK00913</p>  |
|  <p>◆ 锁块 ◆ Locking Plate</p> | <p>PSK00513</p>  |
|  <p>◆ 锁块 ◆ Locking Plate ◆ 分左右 Left & Right</p> | <p>PSKL00409 PSKR00409</p>  |
|  <p>◆ 锁块 ◆ Locking Plate</p> | <p>PSKFD001</p>  |
|  <p>◆ 销块 ◆ Dowel</p> | <p>PXK00109</p>  |

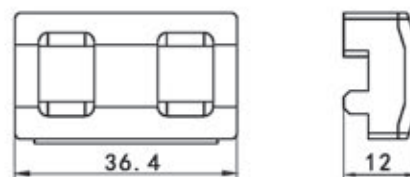
框部件系列 Frame Accessory Series

PXK00113



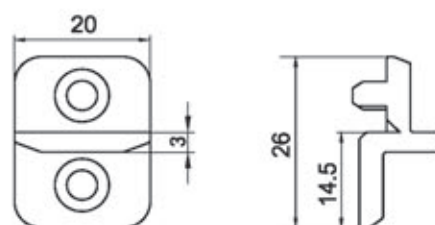
- ◆ 销块
- ◆ Dowel

PXK00209



- ◆ 销块
- ◆ Dowel

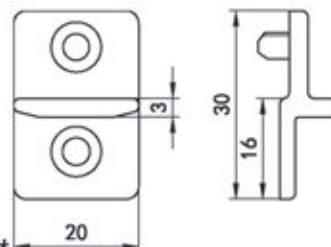
PSK101



- ◆ 锁块
- ◆ 用于 20 系型材
- ◆ Locking Plate
- ◆ Use for the series 20 profile

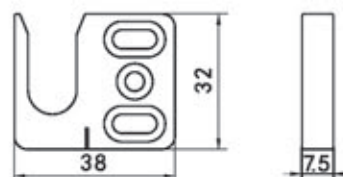
新

PSK105



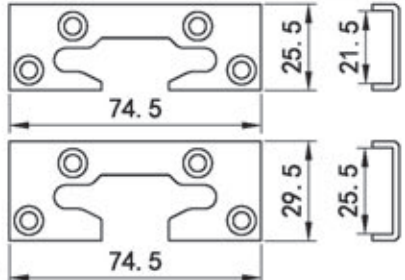

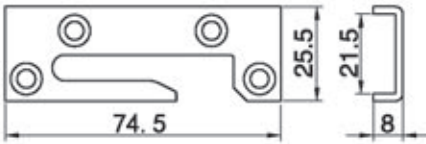

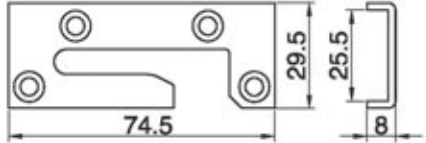

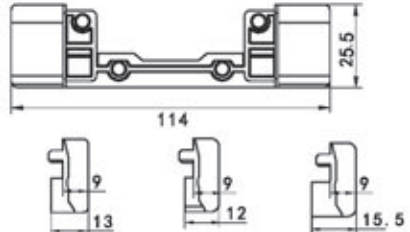

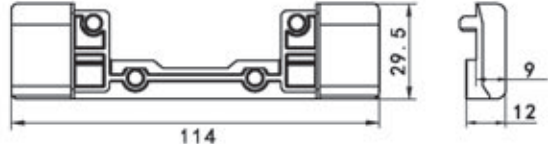

- ◆ 锁块
- ◆ 用于 23 系型材
- ◆ Locking Plate
- ◆ Use for the series 23 profile

PSK002



- ◆ 锁块
- ◆ Locking Plate

框部件系列 Frame Accessory Series

| | |
|--|---|
|  <p>◆ 支撑盖 ◆ Supporting Cap</p> | <p>PZCG00109 PZCG00113</p>  |
|  <p>◆ 支撑盖 ◆ Supporting Cap ◆ 分左右 Left & Right</p> | <p>PZCGL00109 PZCGR00109</p>  |
|  <p>◆ 支撑盖 ◆ Supporting Cap ◆ 分左右 Left & Right</p> | <p>PZCGL00113 PZCGR00113</p>  |
|  <p>◆ 支撑座 ◆ Supporting Block</p> <p>PZCZ0010902 PZCZ0020902 PZCZ0030902</p> | <p>PZCZ0010902 PZCZ0020902 PZCZ0030902</p>  |
|  <p>◆ 支撑座 ◆ Supporting Block</p> | <p>PZCZ0011302</p>  |

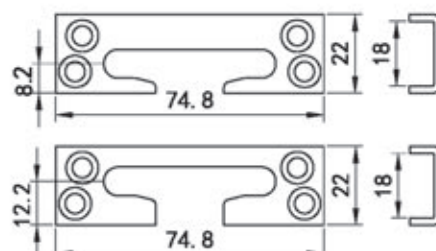
框部件系列 Frame Accessory Series

新



PZCG00209

PZCG00213

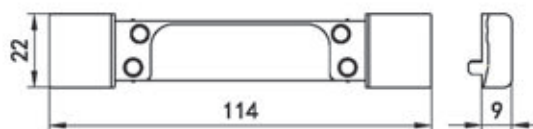


- ◆ 支撑盖
- ◆ Supporting Cap

新



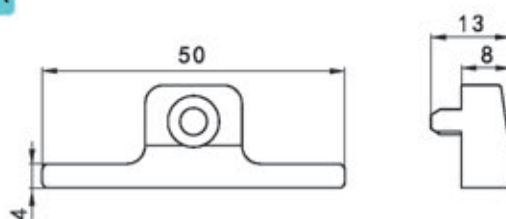
PZCZ004



- ◆ 支撑座
- ◆ Supporting Block



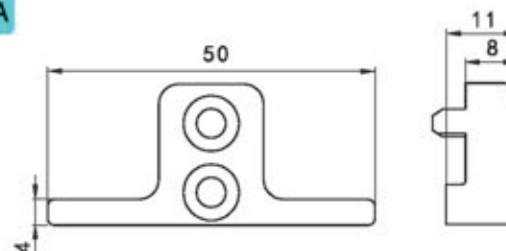
PFWK00109A




- ◆ 防误块
- ◆ Anti-misoperation Block



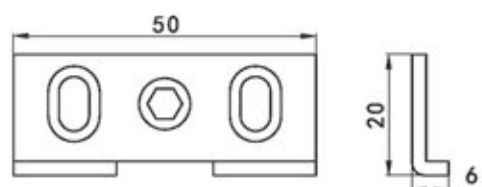
PFWK00113A



- ◆ 防误块
- ◆ Anti-misoperation Block

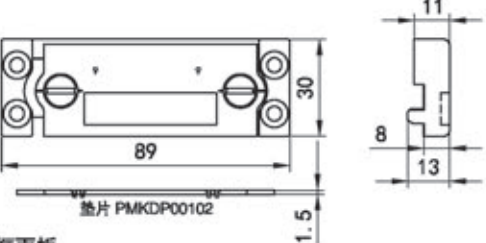

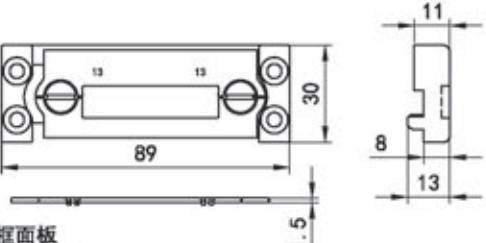

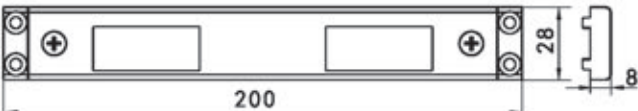

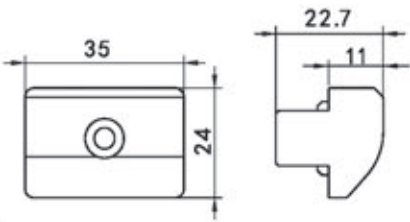

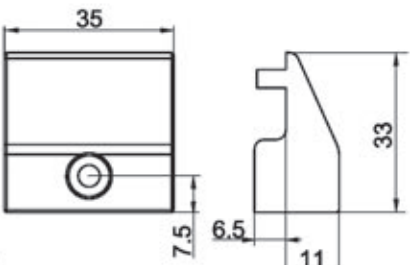



PFWK002



- ◆ 防误块
- ◆ Anti-misoperation Block

框部件系列 Frame Accessory Series

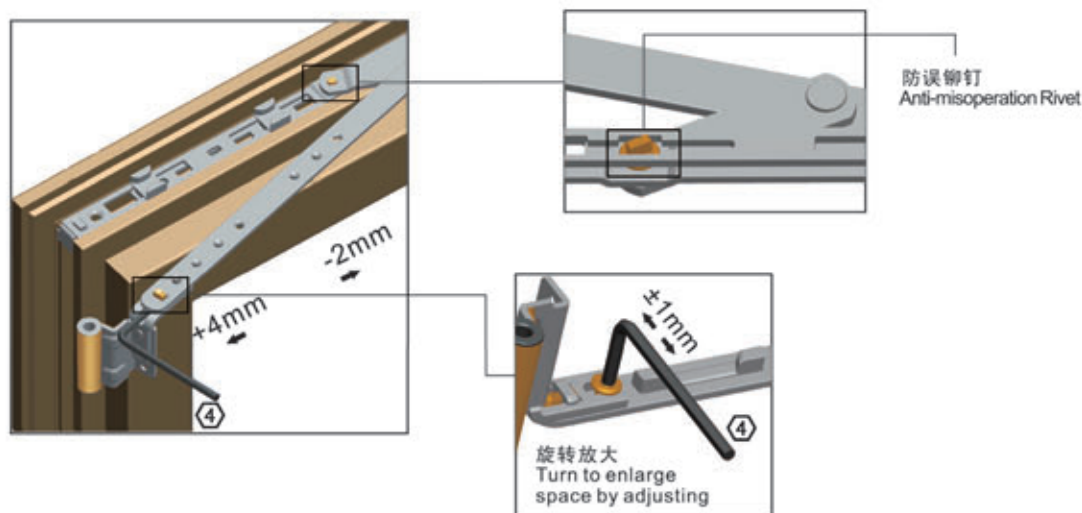
| | |
|--|--|
|  <p>◆ 框面板 ◆ CoverPlate</p> | <p>PMSKMB00109</p>  |
|  <p>◆ 框面板 ◆ CoverPlate</p> | <p>PMSKMB00113</p>  |
|  <p>◆ 框面板 ◆ CoverPlate</p> | <p>PKMB002</p>  <p>新</p> |
|  <p>◆ 提升块 ◆ Lifting Block</p> | <p>PTSK00102</p>  |
|  <p>◆ 提升块 ◆ Lifting Block</p> | <p>PTSK002</p>  |

框部件系列 Frame Accessory Series

| | |
|---|---|
|  | <p>PTSD001</p>  <p>◆ 提升垫 ◆ Lifting Block</p> |
|  | <p>PKK001</p>  <p>◆ 卡扣 ◆ Fixing Block</p> |
|  | <p>PFSG001</p>  <p>◆ 防水盖 ◆ Water Cap</p> |
|  | <p>PKG001</p>  <p>◆ 孔盖 ◆ Hole Cap</p> |

实木 / 复合窗系列 Connector Rod Series

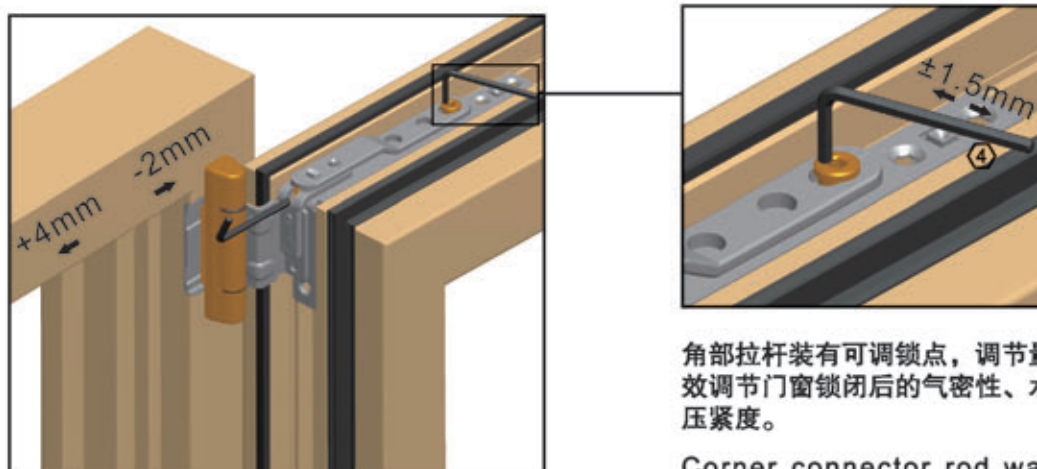
实木型材 拉杆安装 / 调节示意图
Connector Rod Installation / Adjustment Illustration



通过调节螺钉，可有效调节窗扇的掉角。
Effectively change the sash incline by adjusting screw .

拉杆装有可调锁点，调节量 $\pm 1\text{mm}$ ，可有效调节门窗锁闭后的气密性、水密性和胶条的压紧度。
Corner rod was installed adjustable lock point, which can be adjusted $\pm 1\text{mm}$ to improve the air-tightness , water-tightness and the compaction of the sash and frame.

实木型材 角部拉杆安装 / 调节示意图
Corner Connector Rod Installation / Adjustment Illustration



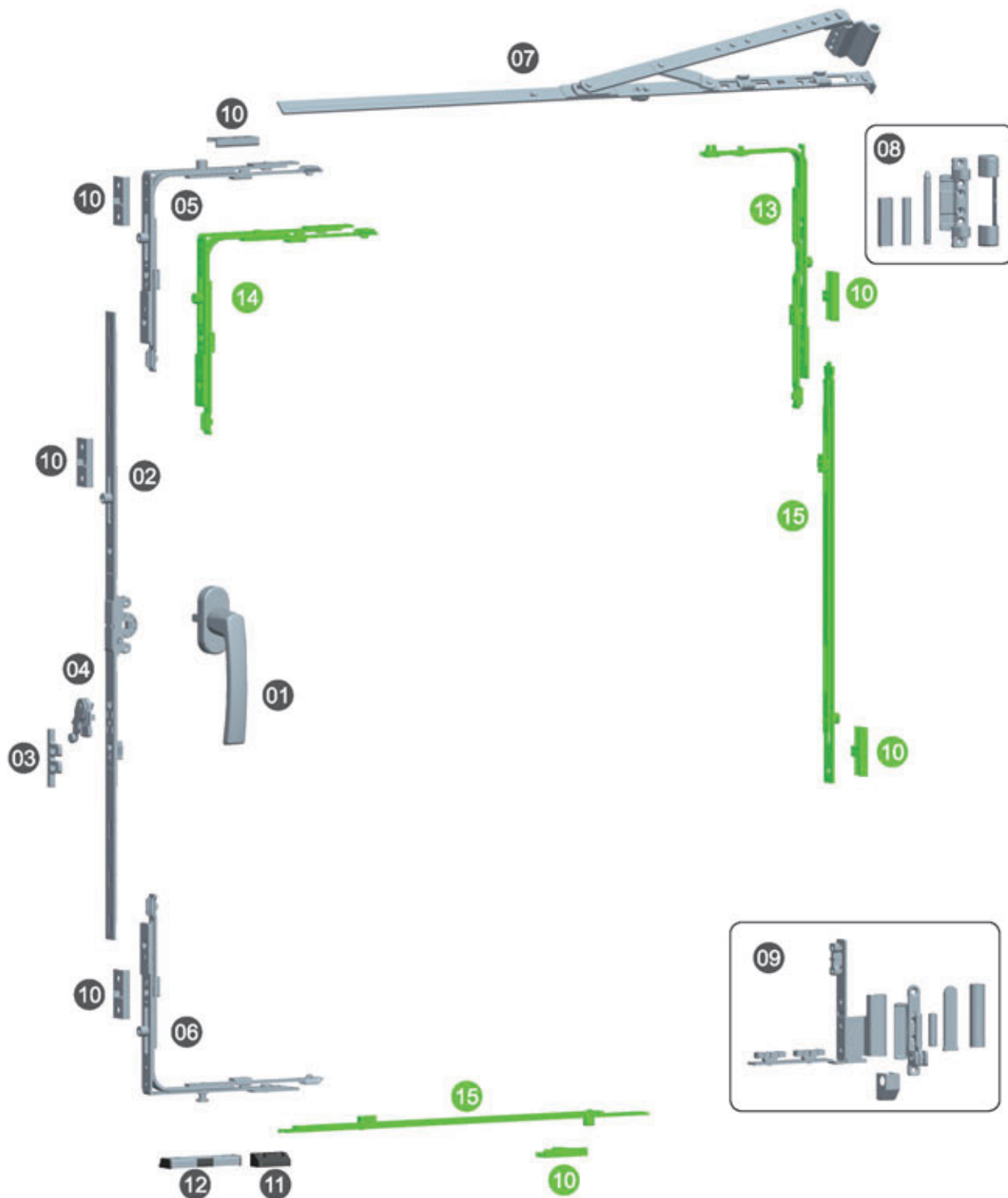
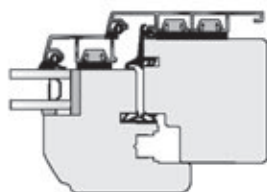
通过调节螺钉，可有效调节窗扇的掉角。
Effectively change the sash incline by
adjusting screw

角部拉杆装有可调锁点，调节量 $\pm 1.5\text{mm}$ 可有效调节门窗锁闭后的气密性、水密性和胶条的压紧度。

Corner connector rod was installed with adjustable lock point, which can be adjusted $\pm 1.5\text{mm}$, and could improve the air-tightness, water-tightness and the compaction of the sash and frame

20-1、WCPX100 系列 内平开下悬窗五金系统

WCPX100 Series Turn-and-Tilt Window



内平开下悬窗五金配件选项表 Hardware Configuration for WCPX100

| 序号 NO. | 配件名称 Item Name | | 代号 Code | 数量 Quantity | 备注 Remark |
|-----------|----------------|--------------------------|-----------------|----------------|---|
| 01 | 执手 | Handle | PZSN00630 | 1 | 可选配, 订购时请注明颜色 Optional/Please indicate the color while place the order |
| 02 | 传动器 | Transmitter | NPCDQN01509-12A | 1 | 规格据窗型选配 Depends on window system |
| 03 | 防误块 | Anti-misoperation Block | PFWK00220A | 1 | |
| 04 | 防误器 | Anti-misoperation Device | PFWQR001 | 1 | 分左 (Left) 右 (Right) |
| 05 | 转角器 | Corner Device | NPZJQ004 | 1 | |
| 06 | 转角器 | Corner Device | NZJQ001 | 1 | |
| 07 | 拉杆 | Connector Rod | NLGNXR0906-08A | 1 | 分左 (Left) 右 (Right) |
| 08 | 上合页 | Upper Pivot Hinge | NHYSN001 | 1 | |
| 09 | 下合页 | Bottom Pivot Hinge | NHYXNR0019 | 1 | 分左 (Left) 右 (Right) |
| 10 | 锁块 | Locking Plate | PSK00220 | 4 | 数量据锁点配 Depends on the number of lock point |
| 11 | 提升块 | Lifting Block | WTSK00102 | 1 | |
| 12 | 倾转锁座 | Detent Locking Plate | NQZSZ00320 | 1 | |
| 13 | 转角器 | Corner Device | NPZJQ003 | 1 | |
| 14 | 转角器 | Corner Device | NPZJQ001 | 1 | |
| 15 | 边传动杆 | Side Transmission Rod | NPBCDG004 | 2 | |

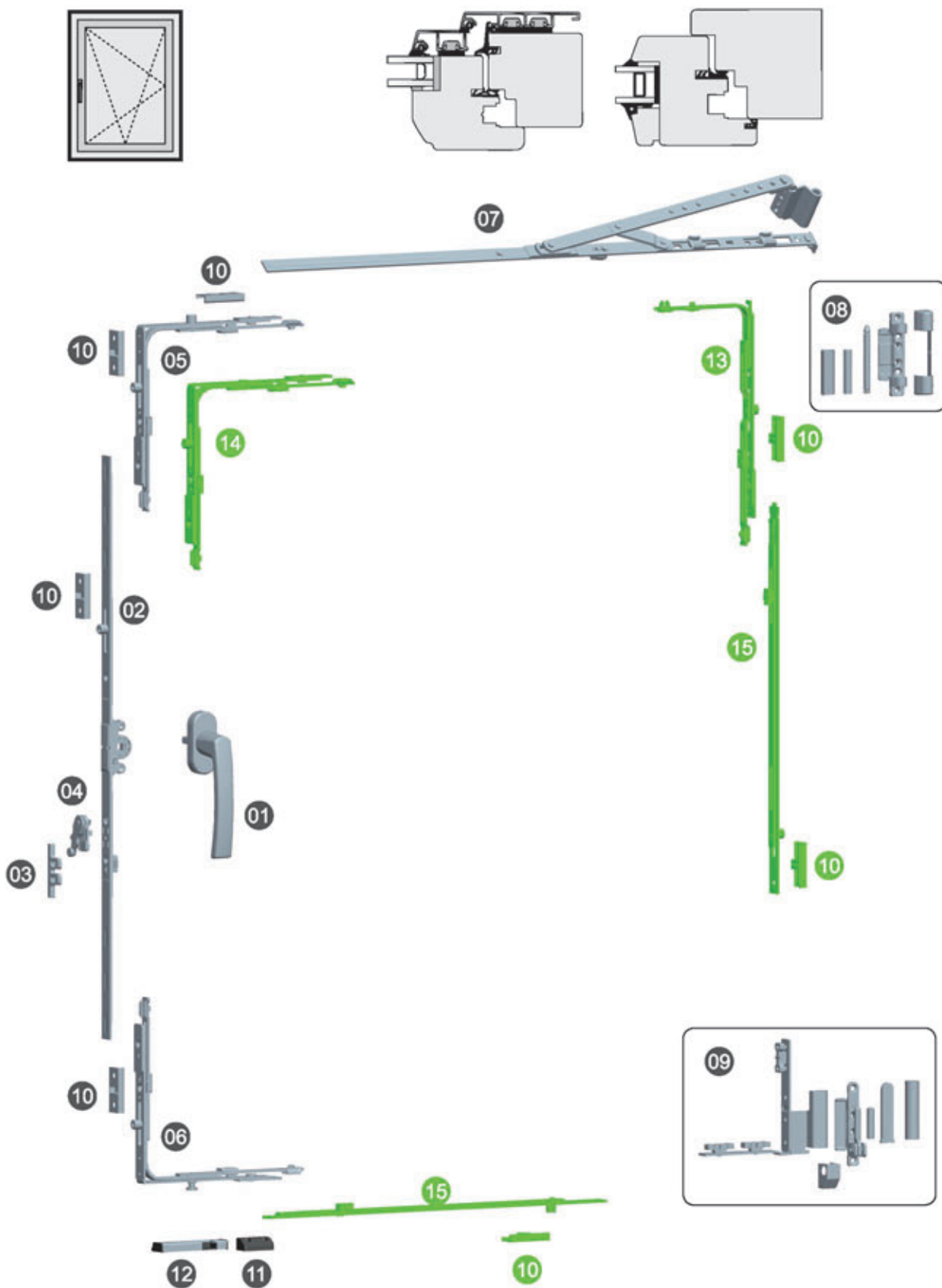
配置说明:

- 1、本配置使用 9 系型材。
- 2、本配置绿色图形的五金件为可选择性配件。
- 3、本配置适应于 (包括选配件) 窗扇槽高 700mm-1600mm 宽 430mm-1000mm 的窗, 但在配件适用范围内并不是所有宽高比的窗型都适用。建议窗型的比例 (宽 / 高) 保持 (W)1:1.5(H)。
- 4、本配置最大承重 90kg(承重级别取决于合页, 可参考合页系列) 最大承重与窗宽高比及玻璃厚度有关。
- 5、如需进一步增加防盗性能, 可选择装有防盗锁点的五金配件。
- 6、以上仅供参考, 具体请咨询公司技术部。

Instruction:

- 1.Aboved configuration is suitable for "9" series WOOD profile.
- 2.Items in green are selective.
- 3.This configuration is suitable for (including the selective items)sash with height ranged from 700mm to 1600mm and width ranged from 430mm to 1000 mm.But not all of the selective items in suitable range can fit for different window proportion. The recommended proportion is Width:Height=1:1.5
- 4.Maximum load bearing capacity of WCPX100 is 90 kg. (Different pivot hinge has different load bearing capacity,please refer to the pivot hinge series for details). The maximum load is also decided by window size, glass thickness and the proportion of the height & width.
- 5.To better improve the security, Security lock point can be installed.
- 6.This list is for reference only.Please contact us for more information.

20-2、WCXP100 系列 下悬内平开窗五金系统 WCXP100 Series Tilt-and-Turn Window



下悬内平开窗五金配件选项表

Hardware Configuration for WCXP100

| 序号 NO. | 配件名称 Item Name | | 代号 Code | 数量 Quantity | 备注 Remark |
|-----------|----------------|--------------------------|-----------------|----------------|---|
| 01 | 执手 | Handle | PZSN00630 | 1 | 可选配, 订购时请注明颜色 Optional/Please indicate the color while place the order |
| 02 | 传动器 | Transmitter | NPCDQN01509-12A | 1 | 规格据窗型选配 Depends on window system |
| 03 | 防误块 | Anti-misoperation Block | PFWK00220A | 1 | |
| 04 | 防误器 | Anti-misoperation Device | PFWQR001 | 1 | 分左 (Left) 右 (Right) |
| 05 | 转角器 | Corner Device | NPZJQ004 | 1 | |
| 06 | 转角器 | Corner Device | NZJQ001 | 1 | |
| 07 | 拉杆 | Connector Rod | NLGXNR0906-08A | 1 | 分左 (Left) 右 (Right) |
| 08 | 上合页 | Upper Pivot Hinge | NHYSN001 | 1 | |
| 09 | 下合页 | Bottom Pivot Hinge | NHYXNR0019 | 1 | 分左 (Left) 右 (Right) |
| 10 | 锁块 | Locking Plate | PSK00220 | 4 | 数量据锁点配 Depends on the number of lock point |
| 11 | 提升块 | Lifting Block | WTSK00102 | 1 | |
| 12 | 倾转锁座 | Detent Locking Plate | NQZSZR00320 | 1 | |
| 13 | 转角器 | Corner Device | NPZJQ003 | 1 | |
| 14 | 转角器 | Corner Device | NPZJQ001 | 1 | |
| 15 | 边传动杆 | Side Transmission Rod | NPBCDG004 | 2 | |

配置说明:

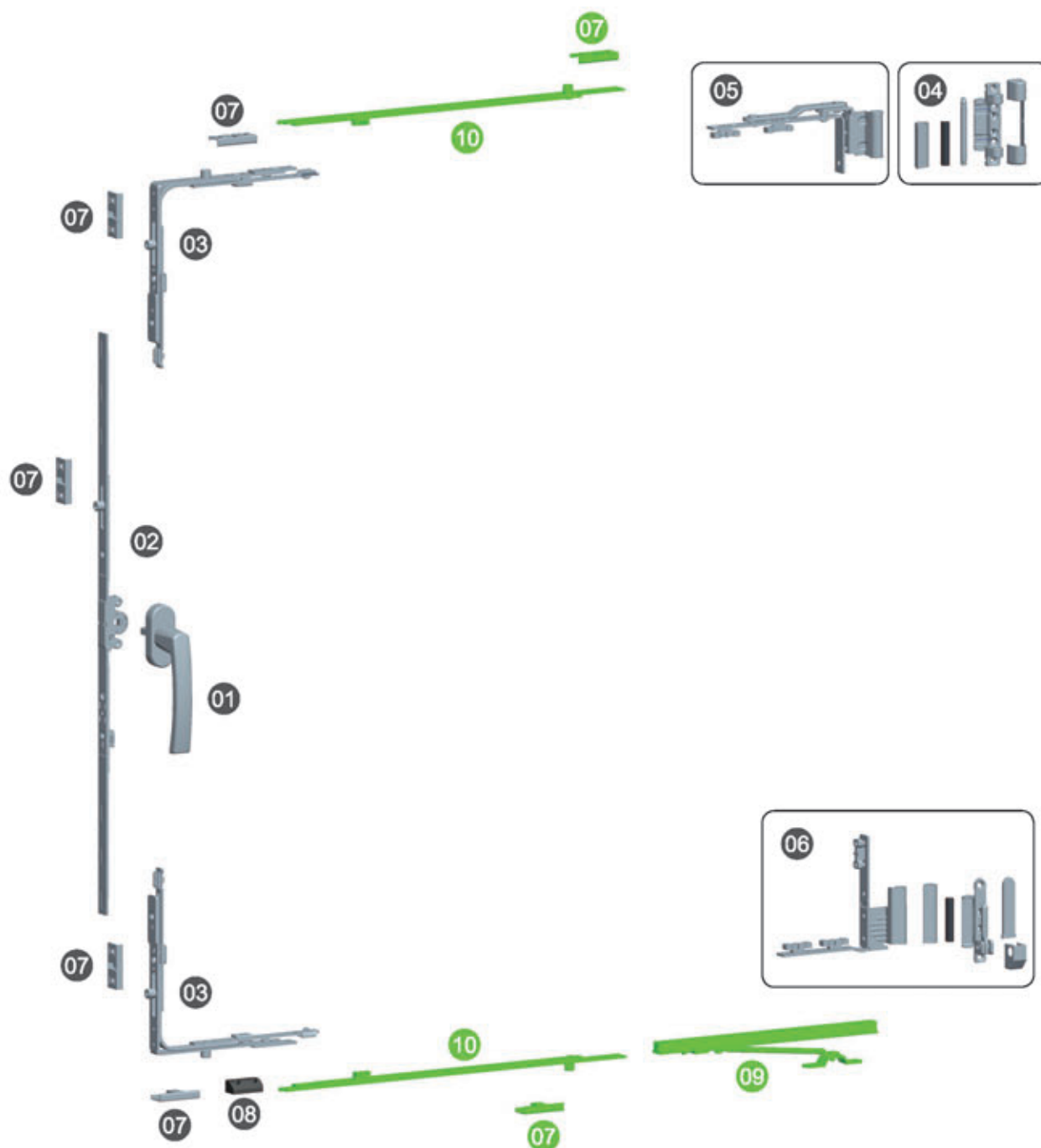
- 1、本配置使用 9 系型材。
- 2、本配置绿色图形的五金件为可选择性配件。
- 3、本配置适应于 (包括选配件) 窗扇槽高 700mm-1600mm 宽 430mm-1000mm 的窗, 但在配件适用范围内并不是所有宽高比的窗型都适用。建议窗型的比例 (宽 / 高) 保持 (W)1:1.5(H)。
- 4、本配置最大承重 90kg(承重级别取决于合页, 可参考合页系列) 最大承重与窗宽高比及玻璃厚度有关。
- 5、如需进一步增加防盗性能, 可选择装有防盗锁点的五金配件。
- 6、以上仅供参考, 具体请咨询公司技术部。

Instruction:

- 1.Aboved configuration is suitable for "9" series WOOD profile.
- 2.Items in green are selective.
- 3.This configuration is suitable for (including the selective items)sash with height ranged from 700mm to 1600mm and width ranged from 430mm to 1000 mm.But not all of the selective items in suitable range can fit for different window proportion. The recommended proportion is Width:Height=1:1.5
- 4.Maximum load bearing capacity of WCPX100 is 90 kg. (Different pivot hinge has different load bearing capacity,please refer to the pivot hinge series for details). The maximum load is also decided by window size, glass thickness and the proportion of the height & width.
- 5.To better improve the security, Security lock point can be installed.
- 6.This list is for reference only.Please contact us for more information.

20-3、WCPN100 系列 内平开窗五金系统

WCPN100 Series Open-in Side Hung Window



内平开窗五金配件选项表

Hardware Configuration for WCPN100

| 序号 NO. | 配件名称 Item Name | | 代号 Code | 数量 Quantity | 备注 Remark |
|-----------|----------------|-----------------------|------------------------------------|----------------|---|
| 01 | 执手 | Handle | PZSN00630 | 1 | 可选配, 订购时请注明颜色 Optional/Please indicate the color while place the order |
| 02 | 传动器 | Transmitter | NPCDQN01509-12A | 1 | 规格据窗型选配 Depends on window system |
| 03 | 转角器 | Corner Device | NPZJQ004 | 2 | |
| 04 | 上合页 | Upper Pivot Hinge | NHYSN001 | 1 | |
| 05 | 角部拉杆 | Corner Connector Rod | NJBLGR0019 | 1 | 分左 (Left) 右 (Right) |
| 06 | 下合页 | Bottom Pivot Hinge | NHYXNR0019 | 1 | 分左 (Left) 右 (Right) |
| 07 | 锁块 | Locking Plate | PSK00220 | 5 | 数量据锁点配 Depends on the number of lock point |
| 08 | 提升块 | Lifting Block | WTSK00102 | 1 | |
| 09 | 限位器 | Pegstay | 参选限位器系列 Refer to Pegstay Series | 1 | 规格据窗型选配 Depends on window system |
| 10 | 边传动杆 | Side Transmission Rod | NPBCDG004 | 2 | |

配置说明:

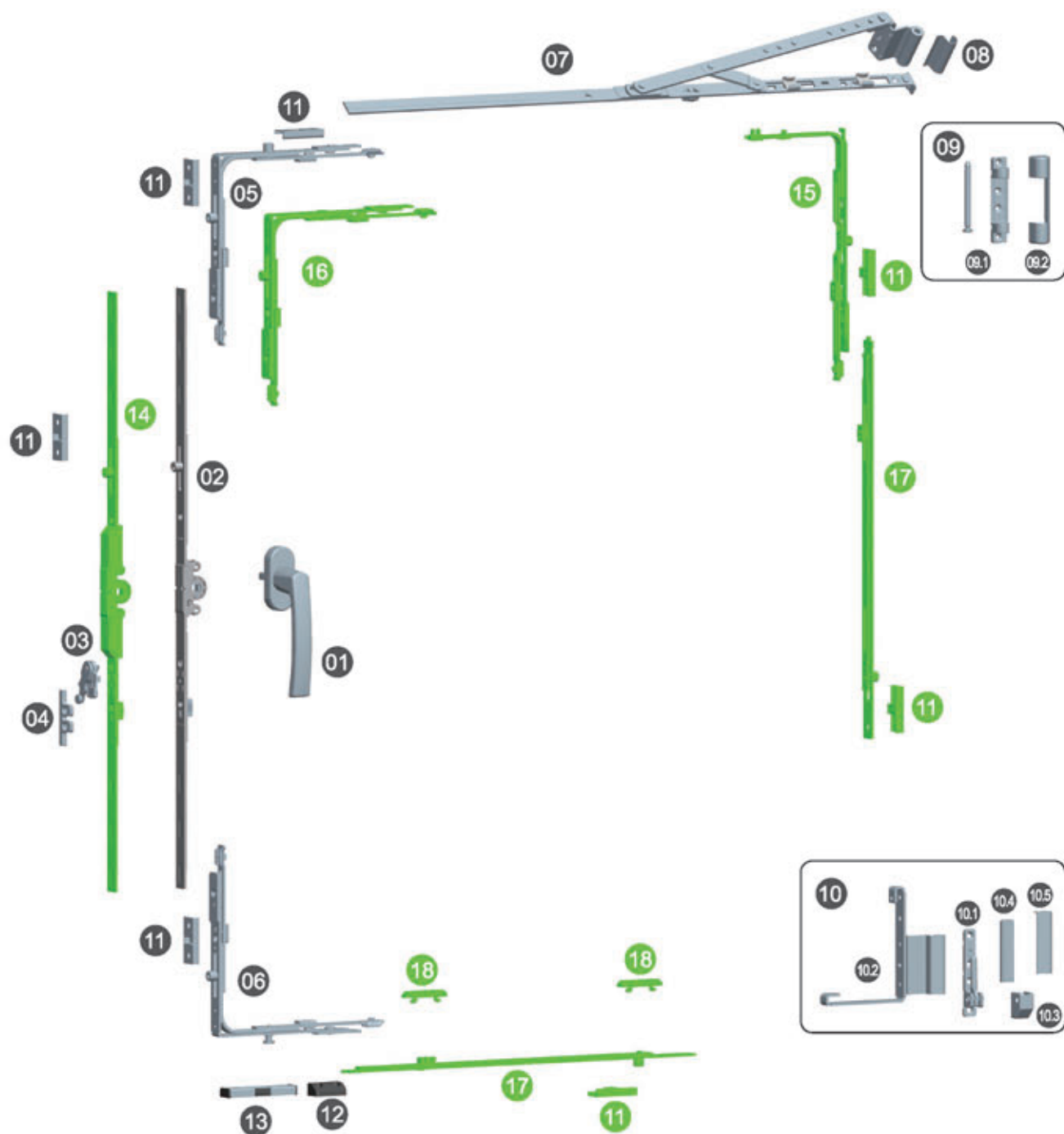
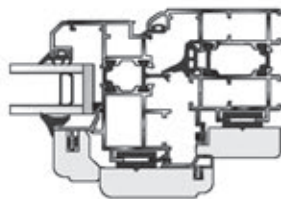
- 1、本配置使用 9 系型材。
- 2、本配置绿色图形的五金件为可选择性配件。
- 3、本配置适应于 (包括选配件) 窗扇槽高 700mm-1600mm 宽 400mm-1000mm 的窗, 但在配件适用范围内并不是所有宽高比的窗型都适用。建议窗型的比例 (宽 / 高) 保持 (W)1:1.5(H)。
- 4、本配置最大承重 90kg(承重级别取决于合页, 可参考合页系列) 最大承重与窗宽高比及玻璃厚度有关。
- 5、如需进一步增加防盗性能, 可选择装有防盗锁点的五金配件。
- 6、以上仅供参考, 具体请咨询公司技术部。

Instruction:

- 1.Aboved configuration is suitable for "9" series WOOD profile.
- 2.Items in green are selective.
- 3.This configuration is suitable for (including the selective items)sash with height ranged from 700mm to 1600mm and width ranged from 400mm to 1000 mm.But not all of the selective items in suitable range can fit for different window proportion. The recommended proportion is Width:Height=1:1.5
- 4.Maximum load bearing capacity of WCPX100 is 90 kg. (Different pivot hinge has different load bearing capacity,please refer to the pivot hinge series for details). The maximum load is also decided by window size, glass thickness and the proportion of the height & width.
- 5.To better improve the security, Security lock point can be installed.
- 6.This list is for reference only.Please contact us for more information.

20-4、LWCPX100 系列 内平开下悬窗五金系统

LWCPX100 Series Turn-and-Tilt Window



内平开下悬窗五金配件选项表

Hardware Configuration for LWCPX100

| 序号 NO. | 配件名称 Item Name | | 代号 Code | 数量 Quantity | 备注 Remark |
|-----------|----------------|--------------------------|-----------------|----------------|--|
| 01 | 执手 | Handle | PZSN00630 | 1 | 可选配。订购时请注明颜色 Optional, Please indicate the color while place the order |
| 02 | 传动器 | Transmitter | NPCDQN01509-12A | 1 | 规格据窗型选配 Depends on window system |
| 03 | 防误器 | Anti-misoperation Device | PFWQR001 | 1 | 分左 (Left) 右 (Right) |
| 04 | 防误块 | Anti-misoperation Block | PFWK00118A | 1 | |
| 05 | 转角器 | Corner Device | NPZJQ004 | 1 | |
| 06 | 转角器 | Corner Device | NZJQ001 | 1 | |
| 07 | 拉杆 | Connector Rod | NPLGNXR0906-08A | 1 | 分左 (Left) 右 (Right) |
| 08 | 外壳 | Outer Cover | PHYSN002-03A | 1 | 订购时需注明颜色 Please indicate the color while place the order |
| 09 | 上合页 | Upper Pivot Hinge | NPHYSN003 | 1 | |
| | 09.1 上框组件 | Upper Frame Assembly | NPHYSN003K | 1 | |
| | 09.2 外壳 | Outer Cover | PHYSN003-02 | 1 | |
| 10 | 下合页 | Bottom Pivot Hinge | NPHYXNR0109 | 1 | |
| | 10.1 下框组件 | Bottom Frame Assembly | NPHYXNR010KA | 1 | |
| | 10.2 下扇组件 | Bottom Sash Assembly | NPHYXNR0109SC | 1 | 分左 (Left) 右 (Right) |
| | 10.3 外壳 | Outer Cover | PHYXNR0099-05 | 1 | 订购时需注明颜色 Please indicate the color while place the order |
| | 10.4 外壳 | Outer Cover | PHYXNR0099-06 | 1 | 订购时需注明颜色 Please indicate the color while place the order |
| | 10.5 外壳 | Outer Cover | PHYXNR0099-07A | 1 | 订购时需注明颜色, 分左右 Please indicate the color while place the order, Left&Right |
| 11 | 锁块 | Locking Plate | PSK00118A | 4 | 数量据锁点配 Depends on the number of lock point |
| 12 | 提升块 | Lifting Block | WTSK00102 | 1 | |
| 13 | 倾转锁座 | Detent Locking Plate | NQZSZ00318 | 1 | |
| 14 | 传动器 | Transmitter | NPCDQN07509-12A | 1 | 规格据窗型选配 Depends on window system |
| 15 | 转角器 | Corner Device | NPZJQ003 | 1 | |
| 16 | 转角器 | Corner Device | NPZJQ001 | 1 | |
| 17 | 边传动杆 | Side Transmission Rod | NPBCDG004 | 2 | |
| 18 | 防水盖 | Water Cap | PFSG001 | 2 | |

配置说明:

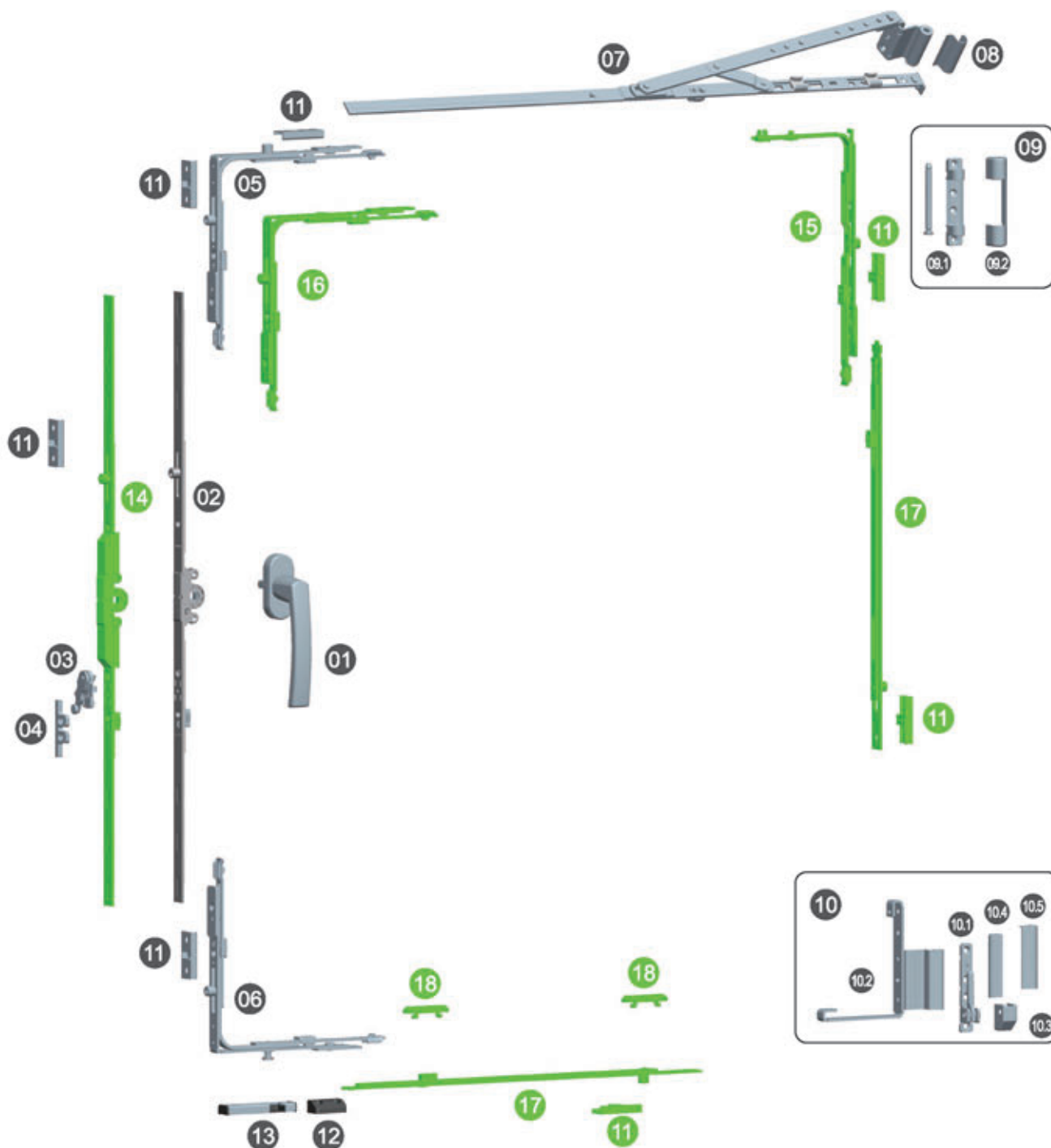
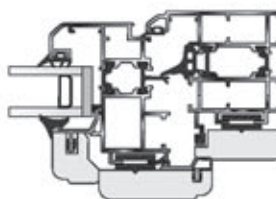
- 1、本配置使用 9 系型材, 另有 13 系配置。
- 2、本配置绿色图形的五金件为可选择性配件。
- 3、本配置适应于 (包括选配件) 窗扇槽高 700mm-1600mm 宽 430mm-1000mm 的窗, 但在配件适用范围内并不是所有宽高比的窗型都适用。建议窗型的比例 (宽 / 高) 保持 (W)1:1.5(H)。
- 4、本配置最大承重 90kg(承重级别取决于合页, 可参考合页系列) 最大承重与窗宽高比及玻璃厚度有关。
- 5、如需进一步增加防盗性能, 可选择装有防盗锁点的五金配件。
- 6、以上仅供参考, 具体请咨询公司技术部。

Instruction:

1. Above configuration is suitable for "9" series Aluminum-Wood profile. Besides there is "13" series configuration.
2. Items in green are selective.
3. This configuration is suitable for (including the selective items) sash with height ranged from 700mm to 1600mm and width ranged from 430mm to 1000 mm. But not all of the selective items in suitable range can fit for different window proportion. The recommended proportion is Width:Height=1:1.5
4. Maximum load bearing capacity of LWCPX100 is 90 kg. (Different pivot hinge has different load bearing capacity, please refer to the pivot hinge series for details). The maximum load is also decided by window size, glass thickness and the proportion of the height & width.
5. To better improve the security, Security lock point can be installed.
6. This list is for reference only. Please contact us for more information.

20-5、LWCXP100 系列 下悬内平开窗五金系统

LWCXP100 Series Tilt-and-Turn Window



下悬内平开窗五金配件选项表 Hardware Configuration for LWCXP100

| 序号 NO. | 配件名称 Item Name | | 代号 Code | 数量 Quantity | 备注 Remark |
|-----------|----------------|--------------------------|-----------------|----------------|--|
| 01 | 执手 | Handle | PZSN00630 | 1 | 可选配, 订购时请注明颜色 Optional, Please indicate the color while place the order |
| 02 | 传动器 | Transmitter | NPCDQN01509-12A | 1 | 规格据窗型选配 Depends on window system |
| 03 | 防误器 | Anti-misoperation Device | PFWQR001 | 1 | |
| 04 | 防误块 | Anti-misoperation Block | PFWK00118A | 1 | 分左 (Left) 右 (Right) |
| 05 | 转角器 | Corner Device | NPZJQ004 | 1 | |
| 06 | 转角器 | Corner Device | NZJQ001 | 1 | |
| 07 | 拉杆 | Connector Rod | NPLGXNR1306-08A | 1 | 分左 (Left) 右 (Right) |
| 08 | 外壳 | Outer Cover | PHYSN002-03A | 1 | 订购时需注明颜色 Please indicate the color while place the order |
| 09 | 上合页 | Upper Pivot Hinge | NPHYSN003 | 1 | |
| | 09.1 上框组件 | Upper Frame Assembly | NPHYSN003K | 1 | |
| | 09.2 外壳 | Outer Cover | PHYSN003-02 | 1 | |
| 10 | 下合页 | Bottom Pivot Hinge | NPHYXNR01013 | 1 | |
| | 10.1 下框组件 | Bottom Frame Assembly | NPHYXN010KA | 1 | |
| | 10.2 下扇组件 | Bottom Sash Assembly | NPHYXNR01013SC | 1 | 分左 (Left) 右 (Right) |
| | 10.3 外壳 | Outer Cover | PHYXN0099-05 | 1 | 订购时需注明颜色 Please indicate the color while place the order |
| | 10.4 外壳 | Outer Cover | PHYXN0099-06 | 1 | 订购时需注明颜色 Please indicate the color while place the order |
| | 10.5 外壳 | Outer Cover | PHYXNR0099-07A | 1 | 订购时需注明颜色, 分左右 Please indicate the color while place the order, Left&Right |
| 11 | 锁块 | Locking Plate | PSK00118A | 4 | 数量据锁点配 Depends on the number of lock point |
| 12 | 提升块 | Lifting Block | WTSK00102 | 1 | |
| 13 | 倾转锁座 | Detent Locking Plate | NQZSZR00318 | 1 | 分左 (Left) 右 (Right) |
| 14 | 传动器 | Transmitter | NPCDQN07509-12A | 1 | 规格据窗型选配 Depends on window system |
| 15 | 转角器 | Corner Device | NPZJQ003 | 1 | |
| 16 | 转角器 | Corner Device | NPZJQ001 | 1 | |
| 17 | 边传动杆 | Side Transmission Rod | NPBCDG004 | 2 | |
| 18 | 防水盖 | Water Cap | PFSG001 | 2 | |

配置说明:

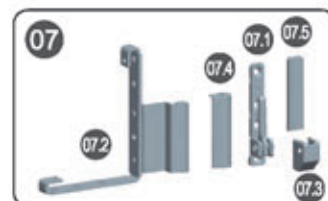
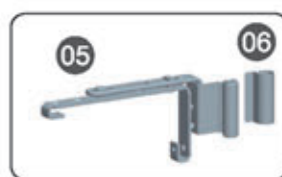
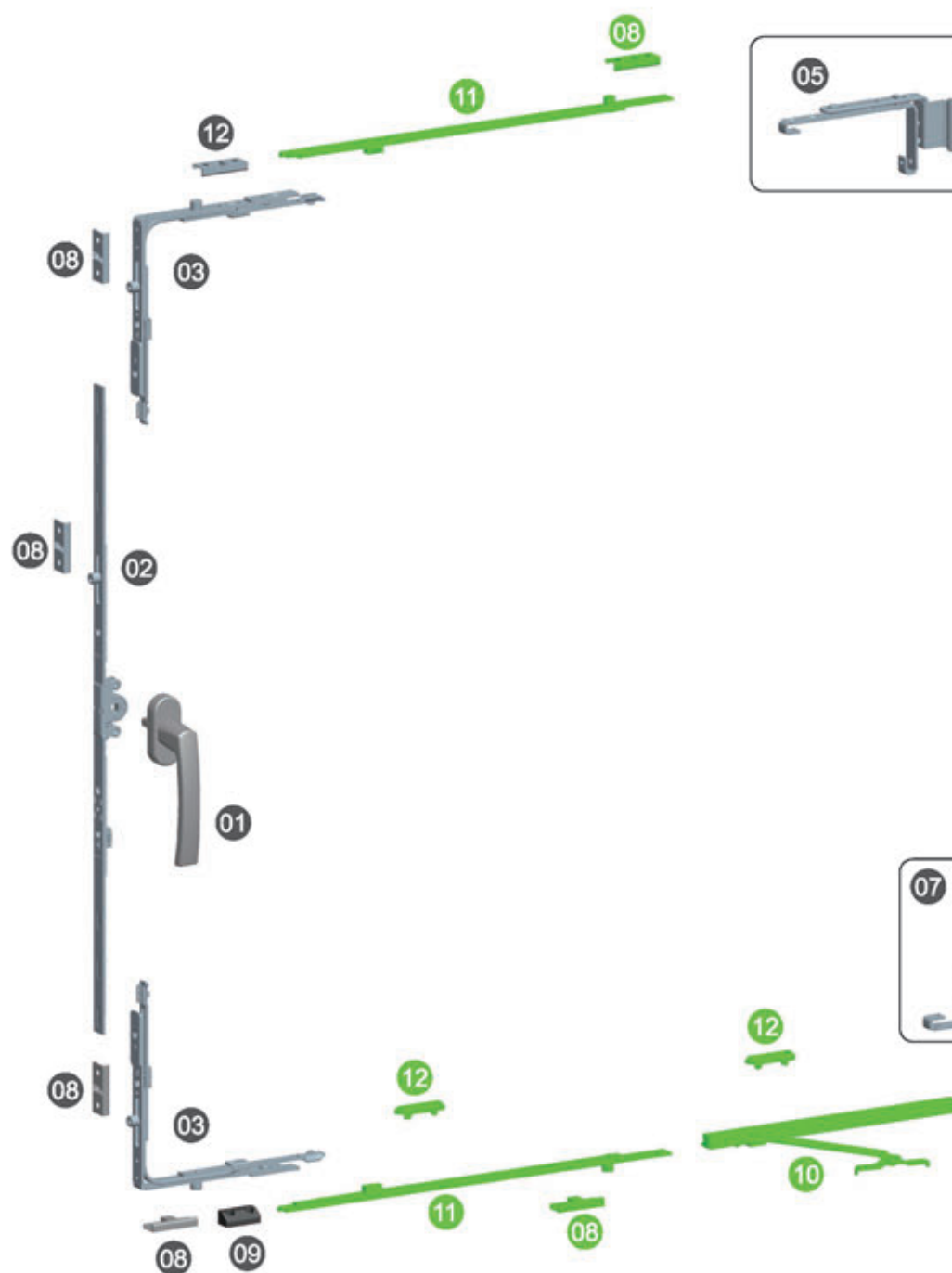
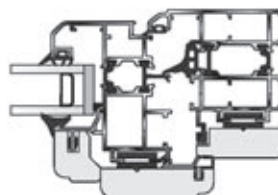

- 1、本配置使用 13 系型材, 另有 9 系配置。
- 2、本配置绿色图形的五金件为可选择性配件。
- 3、本配置适应于 (包括选配件) 窗扇槽高 700mm-1600mm 宽 400mm-1000mm 的窗, 但在配件适用范围内并不是所有宽高比的窗型都适用。建议窗型的比例 (宽 / 高) 保持 (W)1:1.5(H)。
- 4、本配置最大承重 90kg (承重级别取决于合页, 可参考合页系列) 最大承重与窗宽高比及玻璃厚度有关。
- 5、如需进一步增加防盗性能, 可选择装有防盗锁点的五金配件。
- 6、以上仅供参考, 具体请咨询公司技术部。

Instruction:

1. Above configuration is suitable for "13" series Aluminum-Wood profile. Besides there is "9" series configuration.
2. Items in green are selective.
3. This configuration is suitable for (including the selective items) sash with height ranged from 700mm to 1600mm and width ranged from 400mm to 1000 mm. But not all of the selective items in suitable range can fit for different window proportion. The recommended proportion is Width:Height=1:1.5
4. Maximum load bearing capacity of LCPX100 is 90 kg. (Different pivot hinge has different load bearing capacity, please refer to the pivot hinge series for details). The maximum load is also decided by window size, glass thickness and the proportion of the height & width.
5. To better improve the security, Security lock point can be installed.
6. This list is for reference only. Please contact us for more information.

20-6、LWCPN100 系列 内平开窗五金系统

LWCPN100 Series Open-in Side Hung Window



内平开窗五金配件选项表

Hardware Configuration for LWCPN100

| 序号 NO. | 配件名称 Item Name | | 代号 Code | 数量 Quantity | 备注 Remark |
|--------|----------------|-----------------------|------------------------------------|-------------|--|
| 01 | 执手 | Handle | PZSN00630 | 1 | 可选配, 订购时需注明颜色 Optional, Please indicate the color while place the order |
| 02 | 传动器 | Transmitter | NPCDQN01509-12A | 1 | 规格据窗型选配 Depends on window system |
| 03 | 转角器 | Corner Device | NPZJQ004 | 2 | |
| 04 | 上合页 | Upper Pivot Hinge | NPHYSN003 | 1 | |
| | 04.1 上框组件 | Upper Frame Assembly | NPHYSN003K | 1 | |
| | 04.2 外壳 | Outer Cover | PHYSN003-02 | 1 | 订购时需注明颜色 Please indicate the color while place the order |
| 05 | 角部拉杆 | Corner Connector | NPJBLGR00313 | 1 | 分左 (Left) 右 (Right) |
| 06 | 外壳 | Outer Cover | PHYSN002-03A | 1 | 订购时需注明颜色 Please indicate the color while place the order |
| 07 | 下合页 | Bottom Pivot Hinge | NPHYXNR01013 | 1 | |
| | 07.1 下框组件 | Bottom Frame Assembly | NPHYXN010KA | 1 | |
| | 07.2 下扇组件 | Bottom Sash Assembly | NPHYXNR01013SC | 1 | 分左 (Left) 右 (Right) |
| | 07.3 外壳 | Outer Cover | PHYXN0099-05 | 1 | 订购时需注明颜色 Please indicate the color while place the order |
| | 07.4 外壳 | Outer Cover | PHYXN0099-06 | 1 | 订购时需注明颜色 Please indicate the color while place the order |
| | 07.5 外壳 | Outer Cover | PHYXNR0099-07A | 1 | 订购时需注明颜色, 分左右 Please indicate the color while place the order, Left&Right |
| 08 | 锁块 | Locking Plate | PSK00118A | 5 | 数量据锁点配 Depends on the number of lock point |
| 09 | 提升块 | Lifting Block | PTSK00102 | 1 | |
| 10 | 限位器 | Pegstay | 参选限位器系列 Refer to Pegstay Series | 1 | 规格据窗型选配 Depends on window system |
| 11 | 边传动杆 | Side Transmission Rod | NPBCDG004 | 2 | |
| 12 | 防水盖 | Water Cap | PFSG001 | 2 | |

配置说明:

- 1、本配置使用 13 系型材, 另有 9 系配置。
- 2、本配置绿色图形的五金件为可选择性配件。
- 3、本配置适应于 (包括选配件) 窗扇槽高 700mm-1600mm 宽 430mm-1000mm 的窗, 但在配件适用范围内并不是所有宽高比的窗型都适用。建议窗型的比例 (宽 / 高) 保持 (W):1:1.5(H)。
- 4、本配置最大承重 90kg(承重级别取决于合页, 可参考合页系列) 最大承重与窗宽高比及玻璃厚度有关。
- 5、如需进一步增加防盗性能, 可选择装有防盗锁点的五金配件。
- 6、以上仅供参考, 具体请咨询公司技术部。

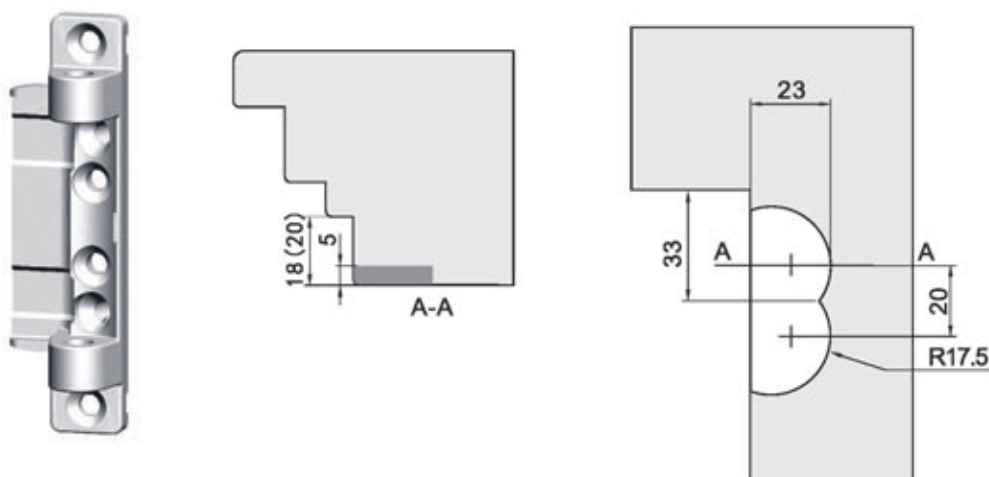
Instruction:

1. Above configuration is suitable for "13" series Aluminum-Wood profile. Besides there is "9" series configuration.
2. Items in green are selective.
3. This configuration is suitable for (including the selective items) sash with height ranged from 700mm to 1600mm and width ranged from 430mm to 1000 mm. But not all of the selective items in suitable range can fit for different window proportion. The recommended proportion is Width:Height=1:1.5
4. Maximum load bearing capacity of LWCPN100 is 90 kg. (Different pivot hinge has different load bearing capacity, please refer to the pivot hinge series for details). The maximum load is also decided by window size, glass thickness and the proportion of the height & width.
5. To better improve the security, Security lock point can be installed.
6. This list is for reference only. Please contact us for more information.

合页系列 Pivot Hinge Series

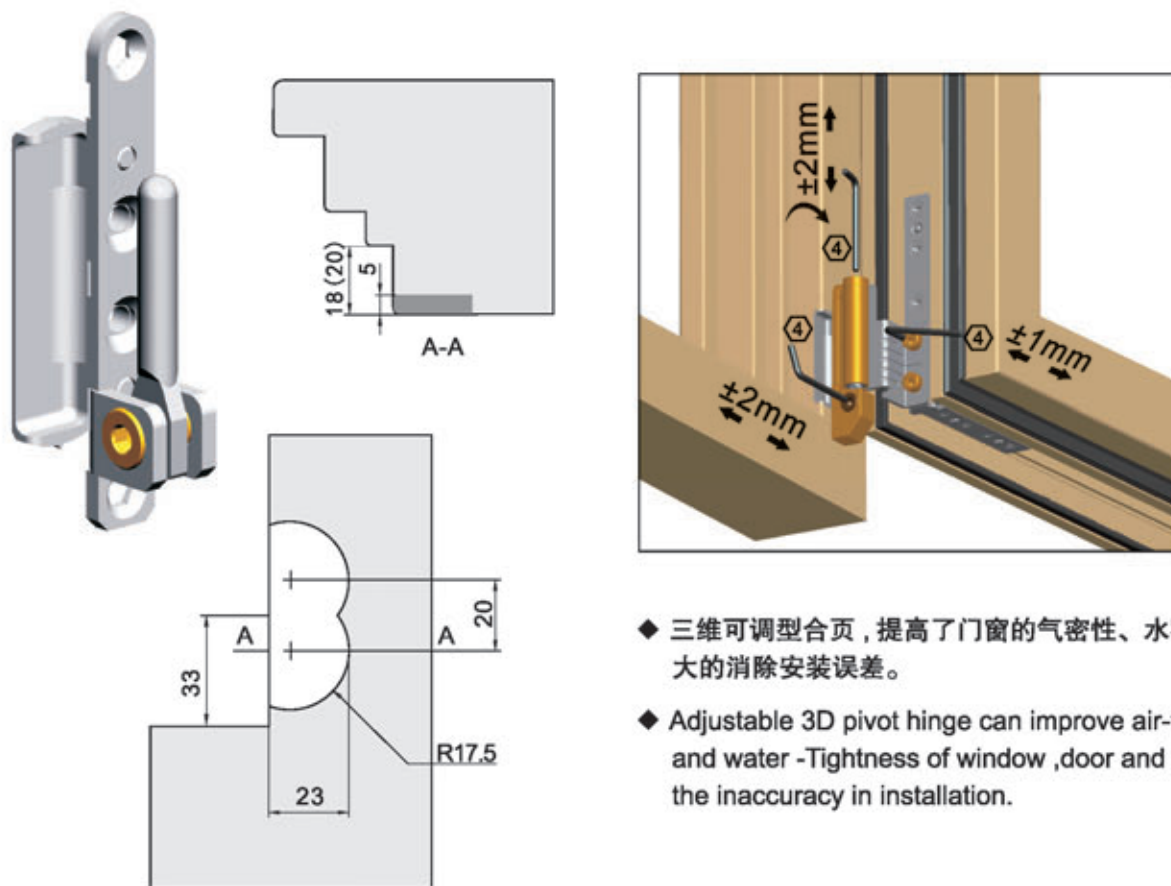
上合页安装示意图

Upper Pivot Hinge Installation Illustration



下合页安装示意图

Bottom Pivot Hinge Installation Illustration




◆ 三维可调型合页，提高了门窗的气密性、水密性和极大的消除安装误差。


◆ Adjustable 3D pivot hinge can improve air-tightness and water -Tightness of window ,door and minimize the inaccuracy in installation.

合页系列 Pivot Hinge Series

NHYSN001 上合页 Upper Pivot Hinge



NHYXNR0019 下合页 Bottom Pivot Hinge




拉杆系列 Connector Rod Series

拉杆 (平开下悬窗)

Connector Rod(Tilt-and-Turn Window Series)

- ◆分左右
- ◆订购时需注明颜色
- ◆ Left&Right
- ◆ Please indicate the color while place the order



| 适用宽度 /Applicable width | 产品代号 /Series Code | 适用宽度 /Applicable width | 产品代号 /Series Code |
|------------------------|-------------------|------------------------|-------------------|
| 430 - 600 | NLGXNR0904-06A | 430 - 600 | NLGXNL0904-06A |
| 601 - 800 | NLGXNR0906-08A | 601 - 800 | NLGXNL0906-08A |
| 801 - 1000 | NLGXNR0908-10A | 801 - 1000 | NLGXNL0908-10A |

拉杆 (下悬平开窗)

Connector Rod(Turn-and-Tilt Window Series)

- ◆分左右
- ◆订购时需注明颜色
- ◆ Left&Right
- ◆ Please indicate the color while place the order




| 适用宽度 /Applicable width | 产品代号 /Series Code | 适用宽度 /Applicable width | 产品代号 /Series Code |
|------------------------|-------------------|------------------------|-------------------|
| 430 - 600 | NLGXNR0904-06A | 430 - 600 | NLGXNL0904-06A |
| 601 - 800 | NLGXNR0906-08A | 601 - 800 | NLGXNL0906-08A |
| 801 - 1000 | NLGXNR0908-10A | 801 - 1000 | NLGXNL0908-10A |

角部拉杆

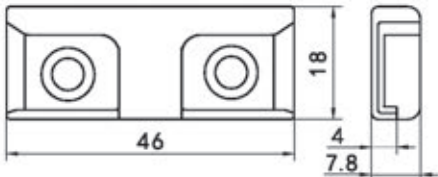

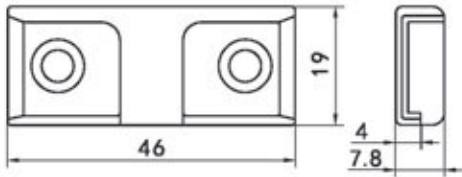

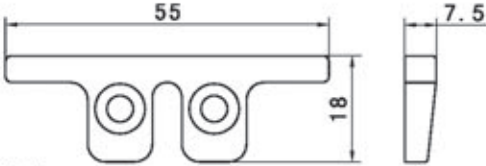

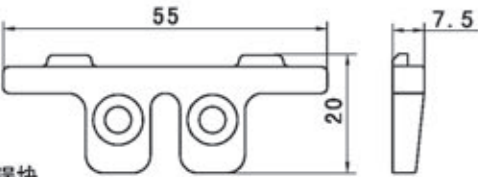

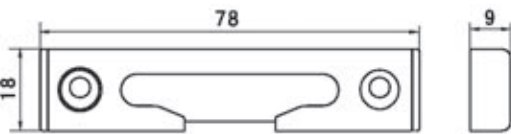

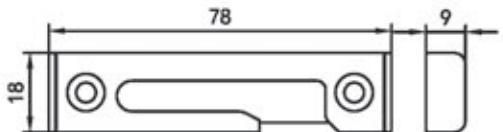

Corner Connector Rod

- ◆分左右
- ◆订购时需注明颜色
- ◆ Left&Right
- ◆ Please indicate the color while place the order



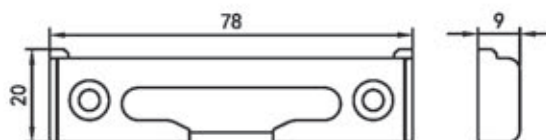
| | | |
|-------------------|------------|------------|
| 产品代号 /Series Code | NJBLGR0019 | NJBLGL0019 |
|-------------------|------------|------------|

框部件系列 Frame Accessory Series

| | |
|--|---|
|  <p>◆ 锁块 ◆ Locking Plate</p> | <p>PSK00118A</p>  |
|  <p>◆ 锁块 ◆ Locking Plate</p> | <p>PSK00220</p>  |
|  <p>◆ 防误块 ◆ Anti-misoperation Block</p> | <p>PFWK00118A</p>  |
|  <p>◆ 防误块 ◆ Anti-misoperation Block</p> | <p>PFWK00220A</p>  |
|  <p>◆ 倾转锁座 ◆ Detention Locking Plate</p> | <p>NQZSZ00318</p>  |
|  <p>◆ 倾转锁座 ◆ Detention Locking Plate ◆ 分左右 Left & Right</p> | <p>NQZSZL00318 NQZSZR00318</p>  |

框部件系列 Frame Accessory Series

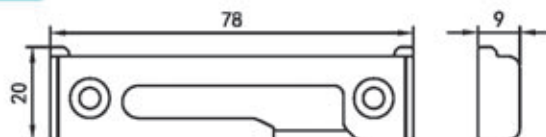
NQZSZ00320



- ◆ 倾转锁座
- ◆ Detention Locking Plate

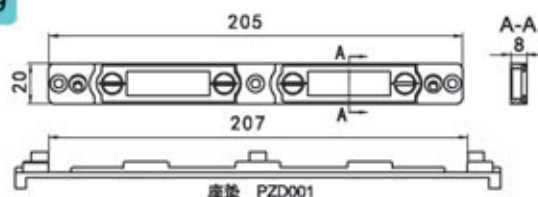
NQZSZL00320

NQZSZR00320



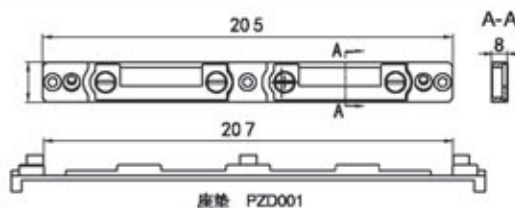
- ◆ 倾转锁座
- ◆ Detention Locking Plate
- ◆ 分左右 Left & Right

NKMB00109



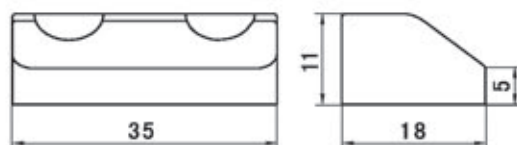
- ◆ 框面板
- ◆ 加垫片可适用于假中框对开窗。
- ◆ Cover Plate
- ◆ Suitable for double-leaf window with false mullion after equipped with gasket.

NKMB00113



- ◆ 框面板
- ◆ 加垫片可适用于假中框对开窗。
- ◆ Cover Plate
- ◆ Suitable for double-leaf window with false mullion after equipped with gasket.

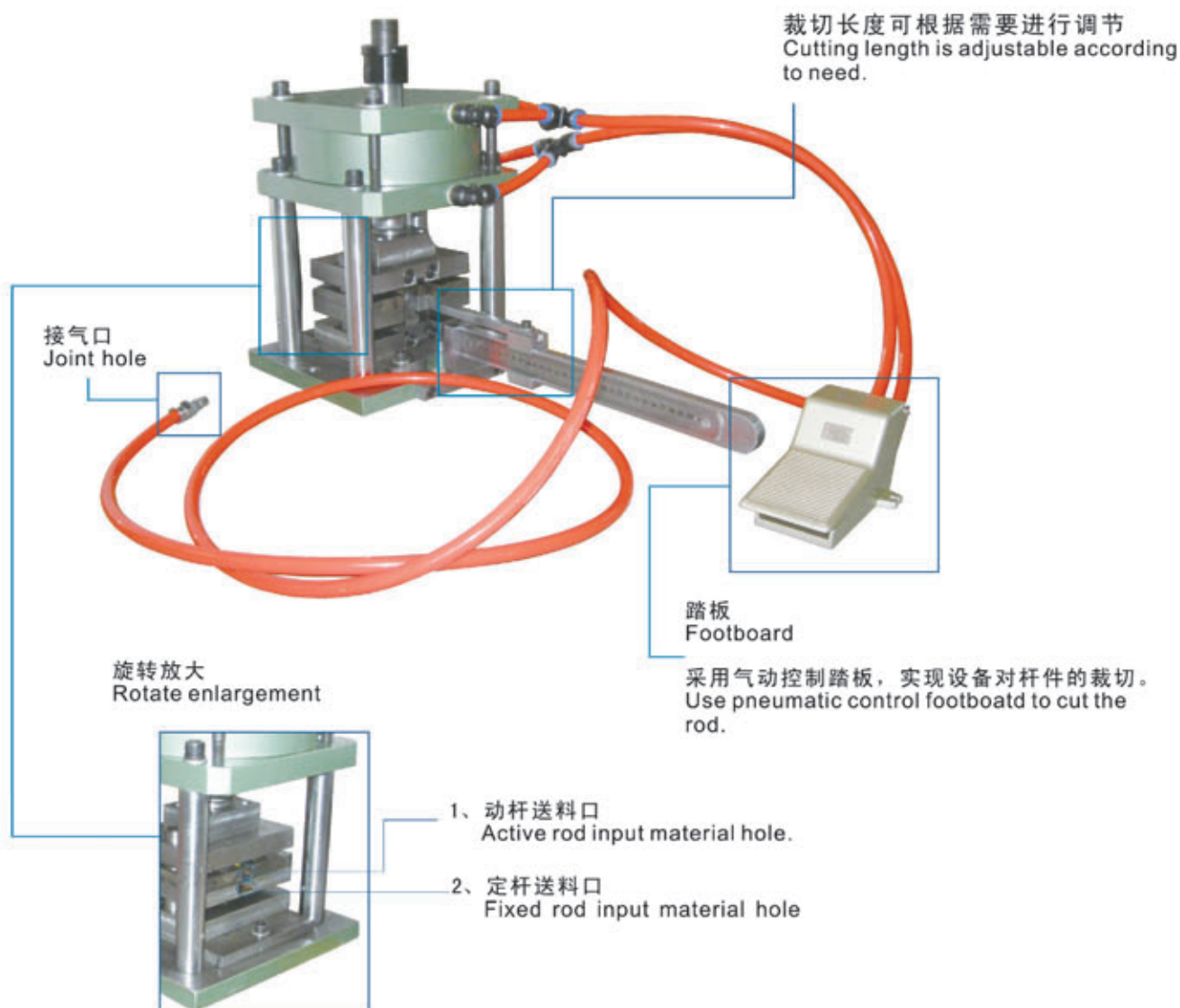
WTSK00102



- ◆ 提升块
- ◆ Lifting Block

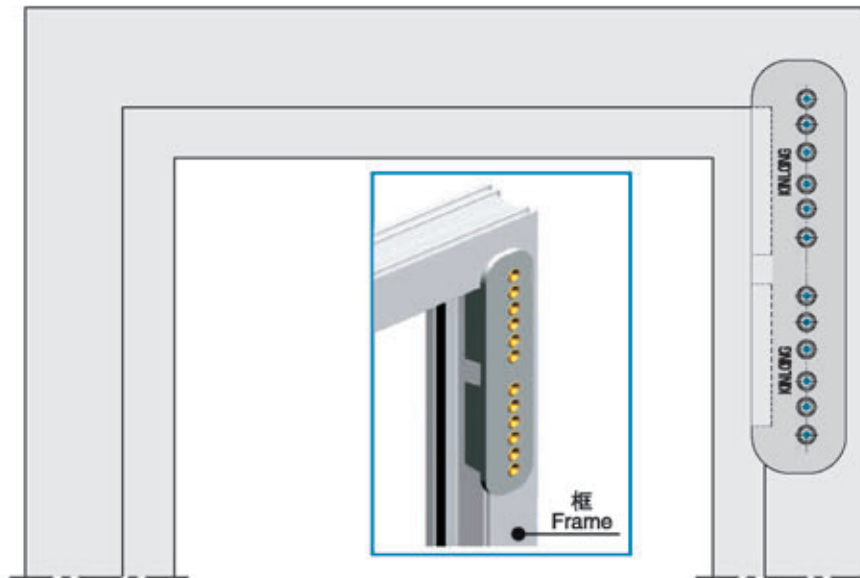
安装工具系列 Installation Tools Series

裁断模 PCDM001 示图
Duplicator PCDM001 illustration




| 配件名称 /Name of the fitting | 产品代号 /Series Code | 备注 /Remark |
|--|-------------------|------------|
| 裁断模 /Duplicator | PCDM001 | |
| 用于传动器、拉杆、连接杆的裁断下料。 Used for cut transmitter、connector rod、linking rod materail. | | |

安装工具系列 Installation Tools Series




| 配件名称 Name of the fitting | 产品代号 Series Code | 扇悬臂 Sash Border | 备注 Remark |
|---|---------------------|--------------------|--------------|
| 靠模器 /Duplicator | PKMQ06 | 20 | |
| 安装以下合页时使用： This duplicator is suitable for install pivot hinge PHYSN003K、PHYXN010KA | | | |

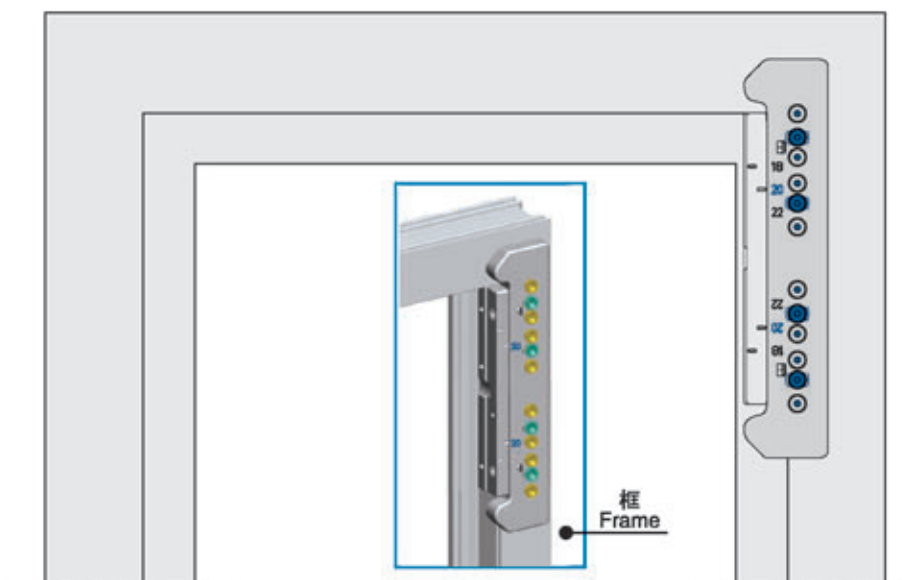


| 配件名称 Name of the fitting | 产品代号 Series Code | 扇悬臂 Sash Border | 备注 Remark |
|---|---------------------|--------------------|--------------|
| 靠模器 /Duplicator | PKMQ07 | 20 | |
| 安装以下合页时使用： This duplicator is suitable for install pivot hinge PHYSN002K、PHYXN009KA | | | |

安装工具系列 Installation Tools Series

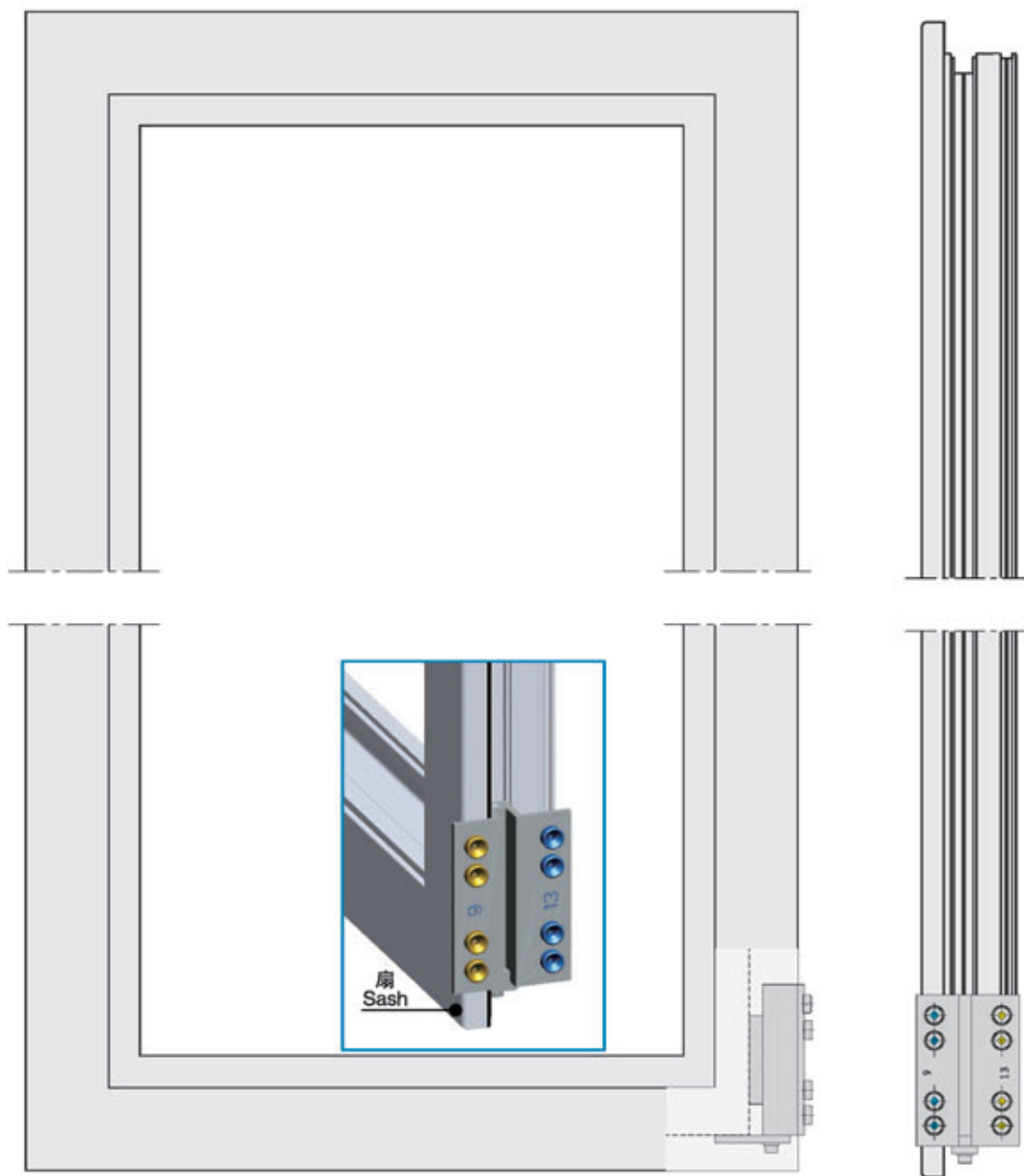


| | | | |
|---|---------------------|--------------------|-----------------|
| 配件名称 Name of the fitting | 产品代号 Series Code | 扇悬臂 Sash Border | 备注 Remark |
| 靠模器 /Duplicator | PKMQ09/I | 18、20、22 | 可调节 Adjustaling |
| 安装以下合页时使用： This duplicator is suitable for install pivot hinge PHYSN003K、PHYXN010KA | | | |



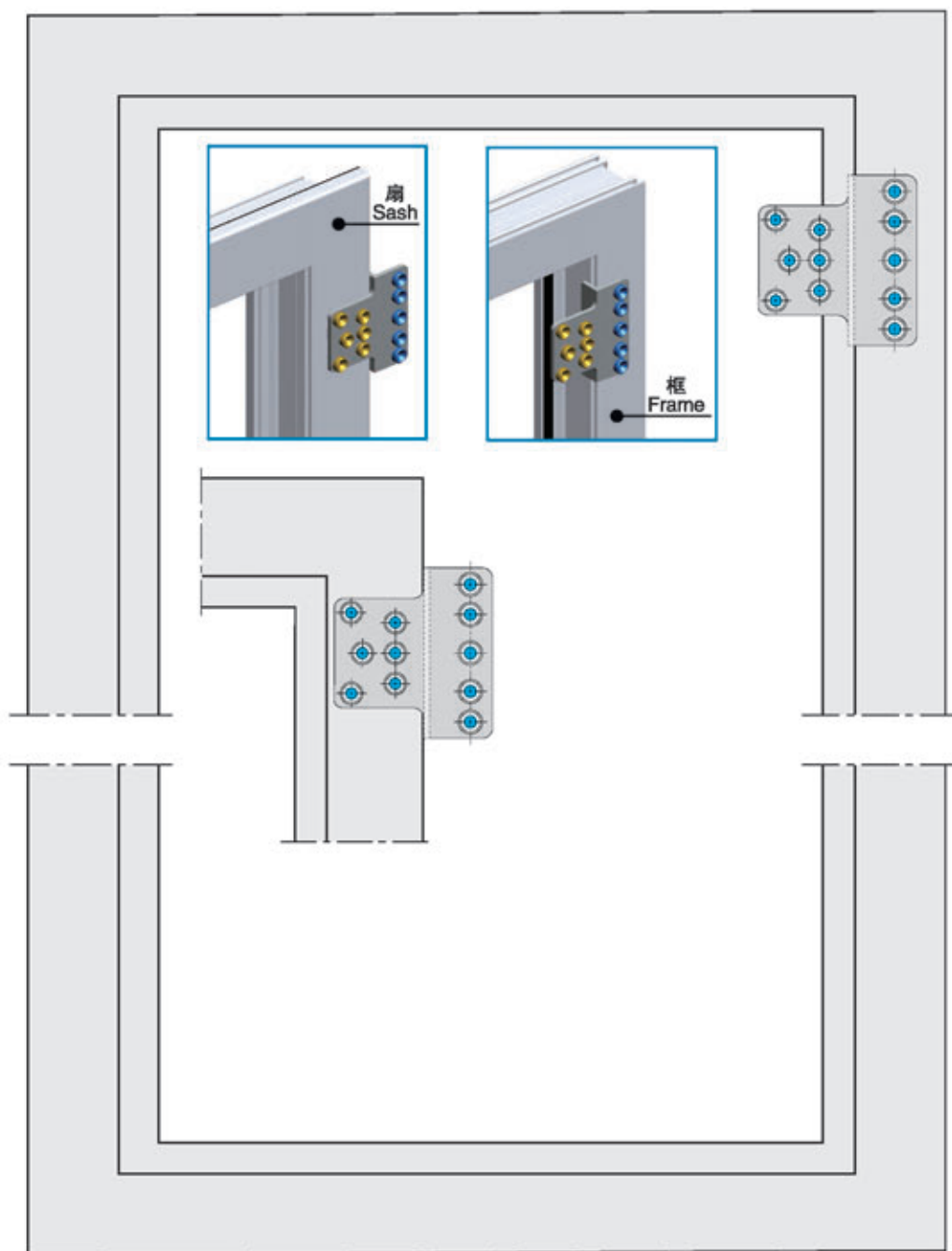
| | | | |
|---|---------------------|--------------------|-----------------|
| 配件名称 Name of the fitting | 产品代号 Series Code | 扇悬臂 Sash Border | 备注 Remark |
| 靠模器 /Duplicator | PKMQ09/II | 18、20、22 | 可调节 Adjustaling |
| 安装以下合页时使用： This duplicator is suitable for install pivot hinge PHYSN002K、PHYXN009KA | | | |

安装工具系列 Installation Tools Series



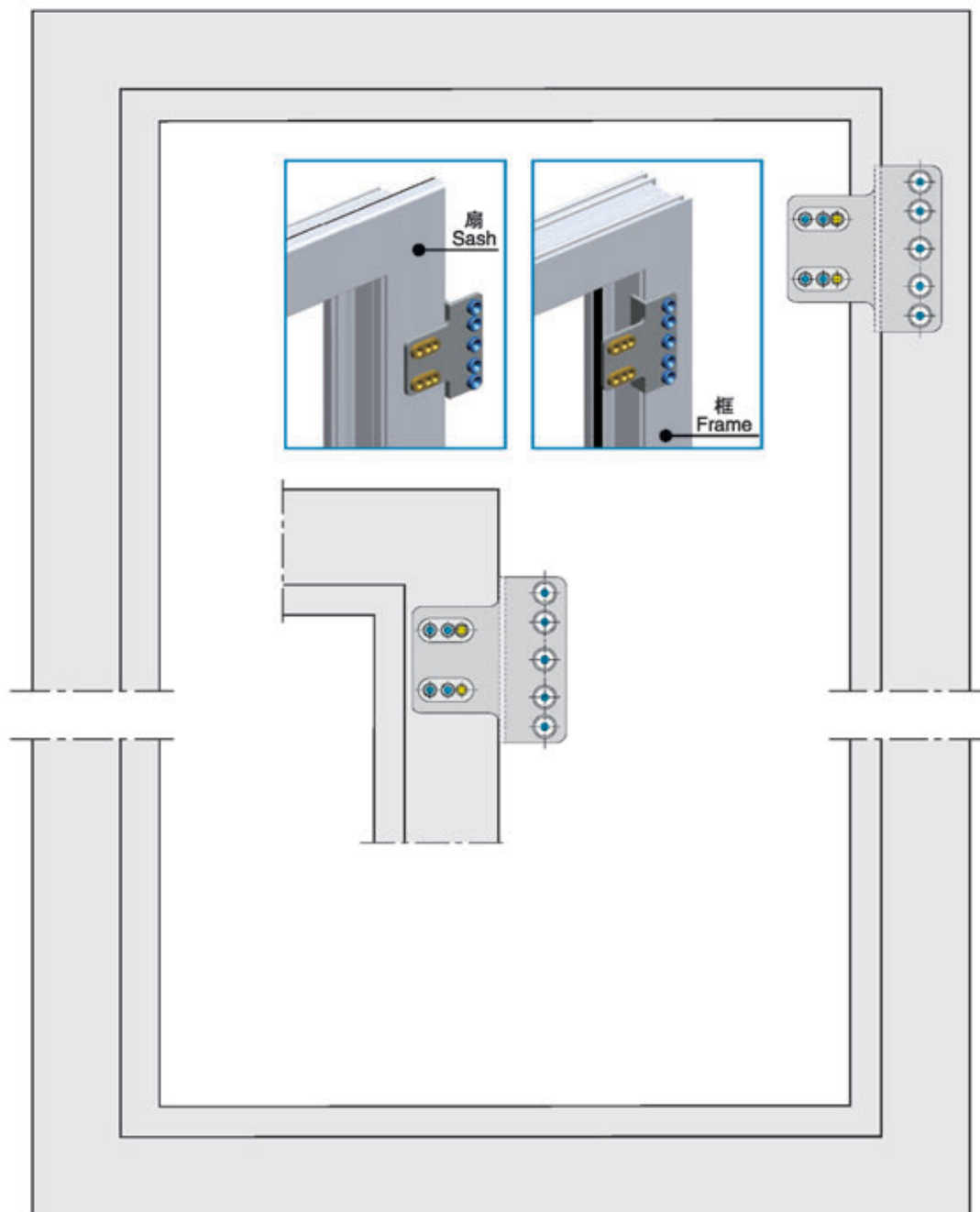
| 配件名称 Name of the fitting | 产品代号 Series Code | 扇悬臂 Sash Border | 备注 Remark |
|--|---------------------|--------------------|--------------|
| 靠模器 /Duplicator | PKMQ03 | 20 | 9 / 13 |
| 安装以下合页时使用： This duplicator is suitable for install pivot hinge PHYXN002S | | | |

安装工具系列 Installation Tools Series



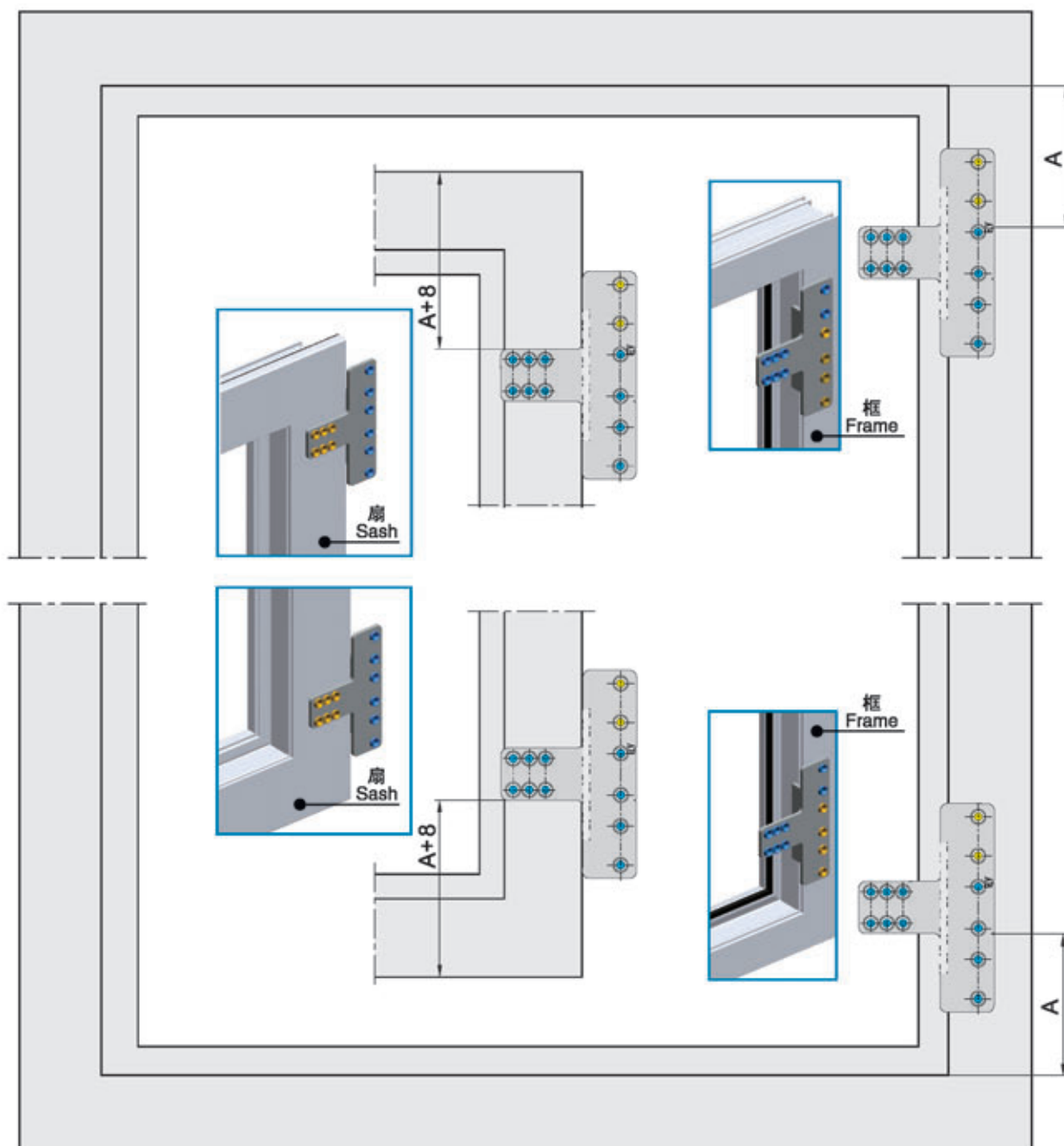
| 配件名称 Name of the fitting | 产品代号 Series Code | 扇悬臂 Sash Border | 备注 Remark |
|---|---------------------|--------------------|--------------|
| 靠模器 /Duplicator | PKMQ04 | 20 | |
| 安装以下合页时使用： This duplicator is suitable for install pivot hinge PHY011(frame)、PHY012(frame)、PHY016(frame)、PHY007、PHY009. | | | |

安装工具系列 Installation Tools Series



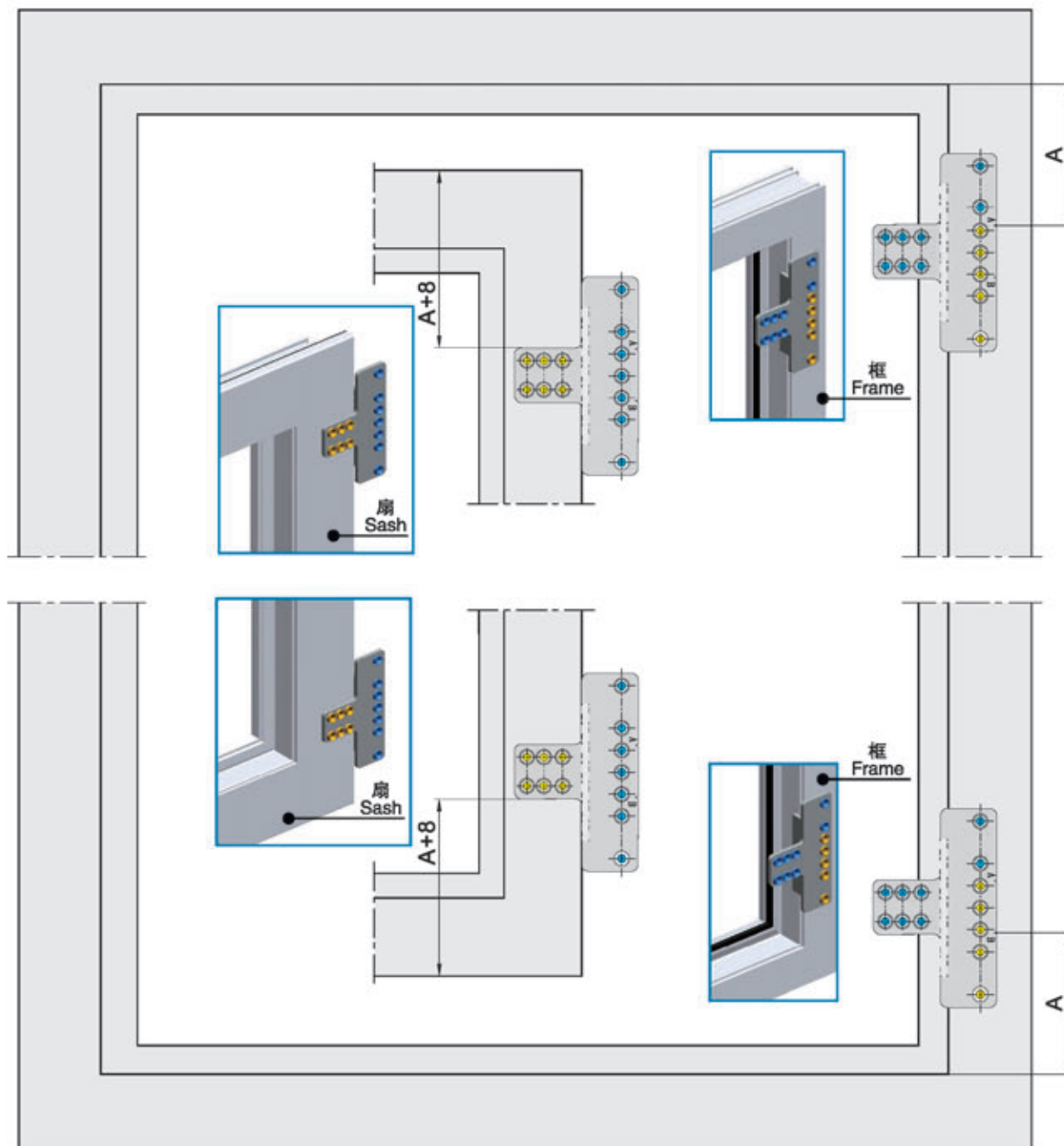
| 配件名称 Name of the fitting | 产品代号 Series Code | 扇悬臂 Sash Border | 备注 Remark |
|---|---------------------|--------------------|--------------|
| 靠模器 /Duplicator | PKMQ05 | 20 | |
| 安装以下合页时使用： This duplicator is suitable for install pivot hinge PHY006、PHY008、PHY011(frame)、PHY012(frame)、PHY016(frame). | | | |

安装工具系列 Installation Tools Series



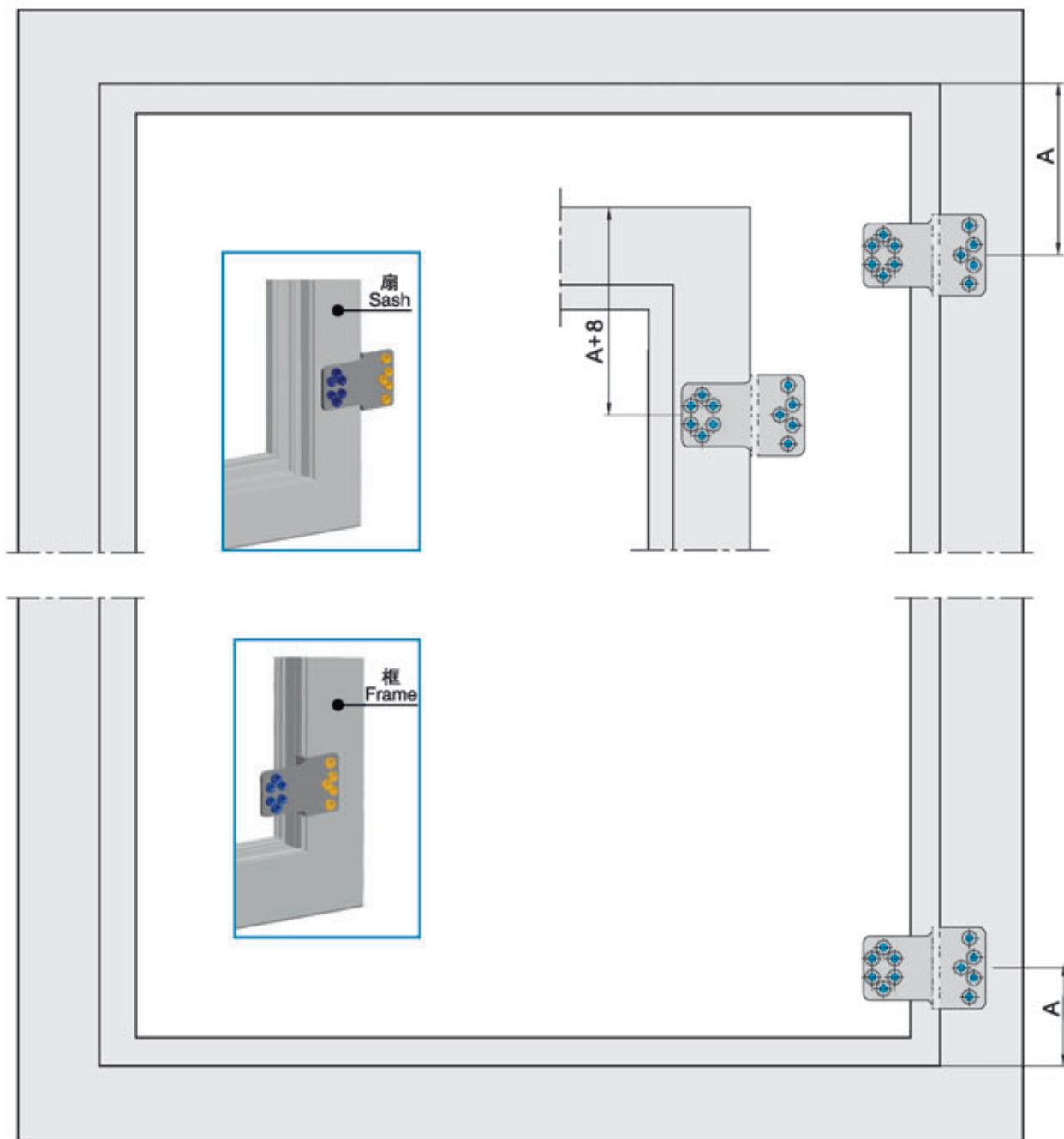
| 配件名称 Name of the fitting | 产品代号 Series Code | 扇悬臂 Sash Border | 备注 Remark |
|--|---------------------|--------------------|---|
| 靠模器 /Duplicator | PMKMQ01 | 20 | "A" 代表合页在框材上实际安装尺寸 "A" is the installation space of pivot hinge on the frame |
| 安装以下合页时使用： This duplicator is suitable for install pivot hinge PMHY002150、PMHY003150 | | | |

安装工具系列 Installation Tools Series



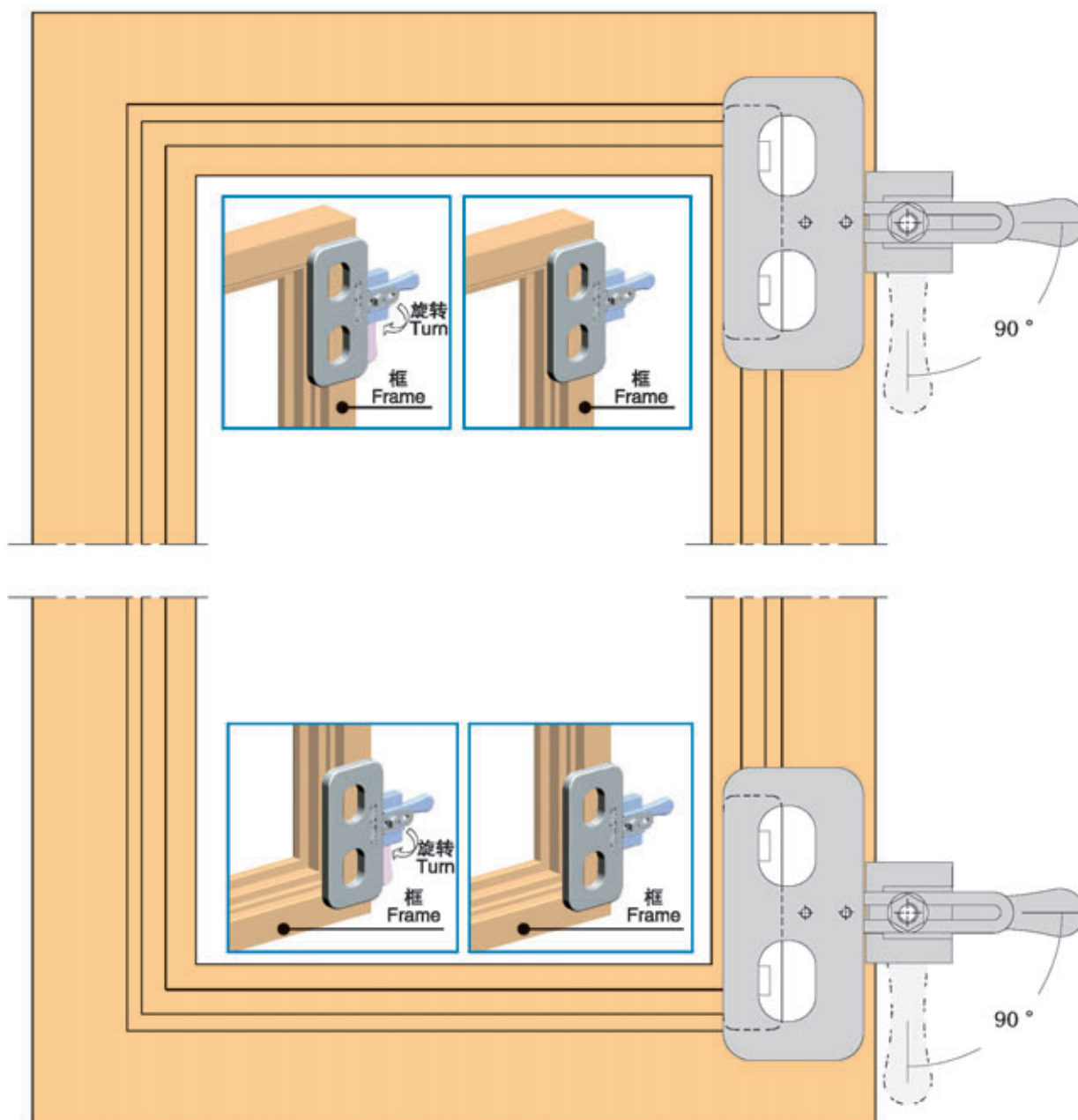
| 配件名称 Name of the fitting | 产品代号 Series Code | 扇悬臂 Sash Border | 备注 Remark |
|--|---------------------|--------------------|---|
| 靠模器 /Duplicator | PMKMQ04 | 20 | "A" 代表合页在框材上实际安装尺寸 "A" is the installation space of pivot hinge on the frame |
| 安装以下合页时使用： This duplicator is suitable for install pivot hinge PMHY00180 | | | |

安装工具系列 Installation Tools Series



| 配件名称 Name of the fitting | 产品代号 Series Code | 扇悬臂 Sash Border | 备注 Remark |
|--|---------------------|--------------------|---|
| 靠模器 /Duplicator | PMKMQ03 | 20 | “A” 代表合页在框材上实际安装尺寸 "A" is the installation space of pivot hinge on the frame |
| 安装以下合页时使用： This duplicator is suitable for install pivot hinge PMHY00470 | | | |

安装工具系列 Installation Tools Series



| 配件名称 /Name of the fitting | 产品代号 /Series Code | 备注 /Remark |
|---|-------------------|------------|
| 靠模器 /Duplicator | WKMQ001 | |
| 安装以下合页时使用： This duplicator is suitable for install pivot hinge NHYSN001、NHYSNR(L)0019 | | |

中瑞·曼哈顿 Zhongrui Manhattan



中瑞·曼哈顿“空中别墅”位于温州市鹿城区江滨中路，由中瑞财团控股有限公司投资兴建。该项目总占地面积113亩，总建筑面积17万多平方米，采用了坚朗塑钢高档配件。

Zhongrui · Manhattan "SKY VILLA" is located in Bingjiang Road Lucheng District of Wenzhou City, it is invested by Sino-Swiss Financial Group. The project covers an area of 113 acres, with a total construction area of over 170,000 square meters, it adopts KINLONG high-grade UPVC fittings.

* All rights reserved.
* 版权由坚朗公司所有，严禁翻版和影印。
* 本公司产品已申请中国专利，严禁仿制，违者负法律责任。
* 2015年1月印刷



广东坚朗五金制品股份有限公司

GUANGDONG KIN LONG HARDWARE PRODUCTS CO., LTD.

地址 (ADD): 中国广东省东莞市塘厦镇大坪坚朗路3号
No.3, Jian Lang Rd., Daping, Tangxia Town,
Dongguan City, Guangdong Province, China.

电话 (Tel): 0769-82166666 0769-82136666

传真 (Fax): 0769-82955268 0769-82955269

E-mail: mail@kinlong.com



FM 78418
EMS 553450
OHS 563601



扫一扫了解更多资讯

